

Daily Price Report

A Summary of Price Developments - 17 October 2018



Vegetables

- Prices of **vegetables continued to remain high** in both **Pettah** and **Dambulla** markets due to **supply disruptions** resulted by **heavy rainfalls**.
- **Beans** and **Brinjal** prices **increased significantly** compared to previous week in both **Pettah** and **Dambulla** markets.



Fruits

- Prices of **Papaw increased** in **Pettah** market due to **low supply** from **Vavunia** area.



Other

- Price of **imported Big Onions increased** in both **Pettah** and **Dambulla** markets due to **low supply** from **India**.
- Price of **local Big Onions increased** in both **Pettah** and **Dambulla** markets due to **low supply** from **Dambulla** area.



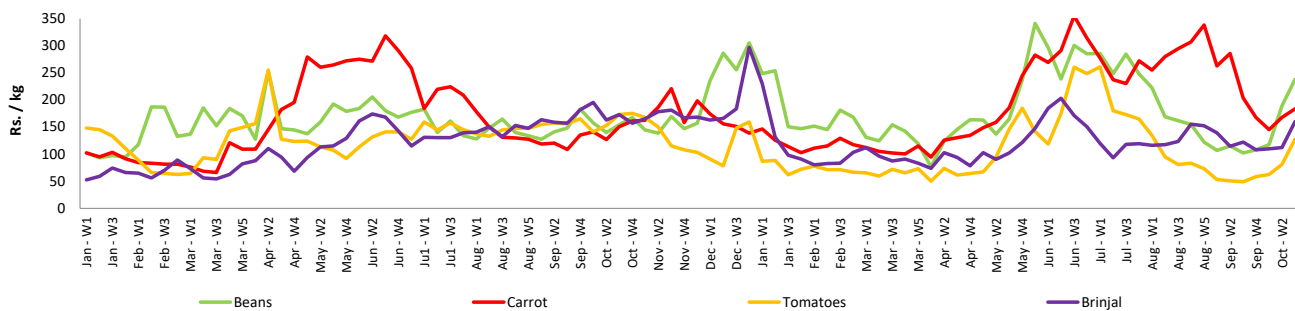
Wholesale and Retail Prices of Selected Food Commodities - 2018-10-17

Vegetables

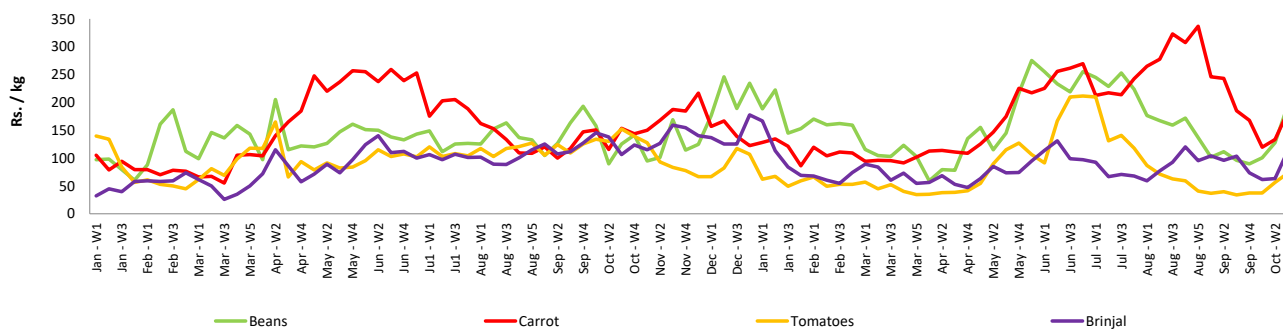
Item	Unit	Wholesale				Retail			
		Pettah		Dambulla		Pettah		Dambulla	
		Previous Week	Today	Previous Week	Today	Previous Week	Today	Previous Week	Today
Beans	Rs./Kg	151.00	195.00	108.00	175.00	189.00	238.00	128.00	195.00
Carrot	Rs./Kg	125.00	137.00	113.00	163.00	167.00	183.00	133.00	183.00
Cabbage	Rs./Kg	60.00	100.00	30.00	53.00	100.00	140.00	50.00	73.00
Tomatoes	Rs./Kg	46.00	88.00	36.00	55.00	81.00	128.00	56.00	73.00
Brinjal	Rs./Kg	75.00	123.00	43.00	93.00	112.00	160.00	63.00	113.00
Pumpkin	Rs./Kg	37.00	47.00	33.00	45.00	64.00	80.00	53.00	65.00
Snake gourd	Rs./Kg	97.00	117.00	53.00	85.00	130.00	150.00	73.00	105.00

- Price increased by more than 5% compared to previous week average price.
- Price decreased by more than 5% compared to previous week average price.

Retail Prices Pettah



Dambulla



Wholesale and Retail Prices of Selected Food Commodities - 2018-10-17

Rice

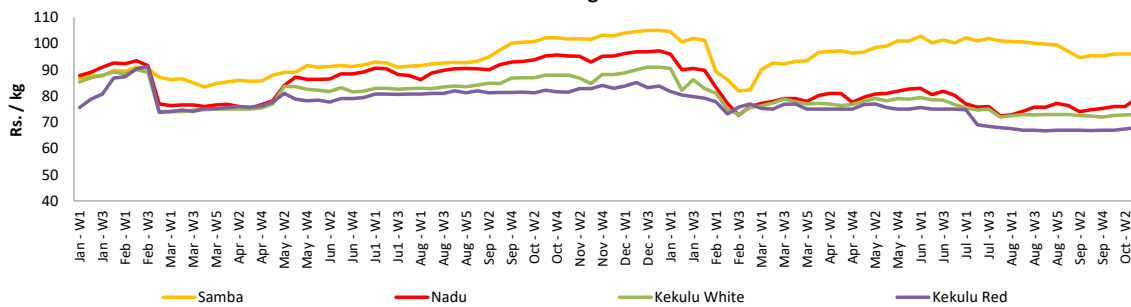
Item	Unit	Wholesale				Retail	
		Maradagahamula		Pettah		Pettah	
		Previous Week	Today	Previous Week	Today	Previous Week	Today
Samba	Rs./Kg	96.00	96.00	98.00	97.00	106.00	105.00
Nadu	Rs./Kg	76.00	79.00	78.00	80.00	88.00	90.00
Kekulu White	Rs./Kg	73.00	73.00	73.00	75.00	83.00	85.00
Kekulu Red	Rs./Kg	67.00	68.00	68.00	70.00	76.00	80.00

Price increased by more than 5% compared to previous week average price.

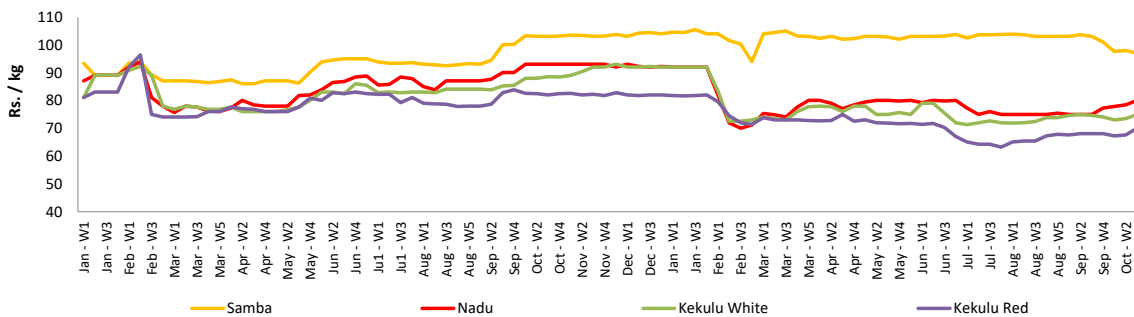
Price decreased by more than 5% compared to previous week average price.

Wholesale Prices

Marandagahamula

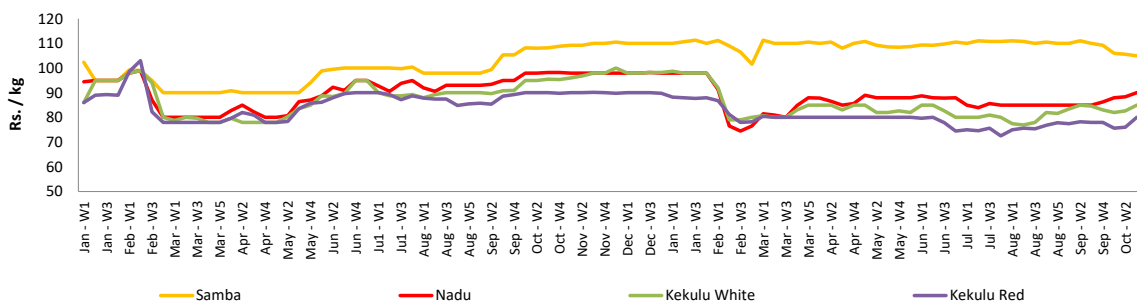


Pettah



Retail Prices

Pettah



Wholesale and Retail Prices of Selected Food Commodities - 2018-10-17

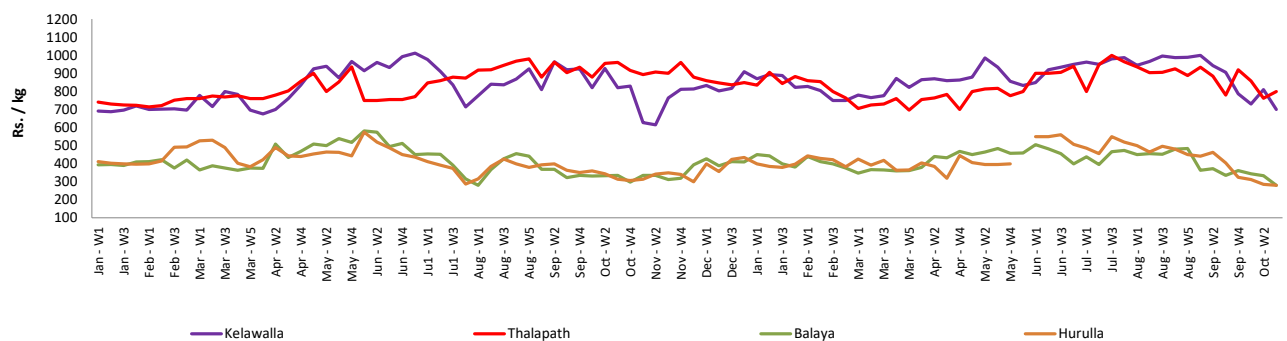
Fish

Item	Unit	Wholesale				Retail			
		Peliyagoda		Negombo		Peliyagoda		Negombo	
		Previous Week	Today	Previous Week	Today	Previous Week	Today	Previous Week	Today
Kelawalla	Rs./Kg	480.00	480.00	500.00	500.00	810.00	700.00	680.00	680.00
Thalapath	Rs./Kg	612.00	620.00	700.00	680.00	762.00	800.00	903.00	850.00
Balaya	Rs./Kg	240.00	180.00	280.00	220.00	334.00	280.00	403.00	350.00
Paraw	Rs./Kg	470.00	n.a.	518.00	480.00	770.00	n.a.	730.00	680.00
Salaya	Rs./Kg	132.00	100.00	115.00	80.00	178.00	140.00	168.00	140.00
Hurulla	Rs./Kg	186.00	180.00	245.00	240.00	286.00	280.00	315.00	340.00

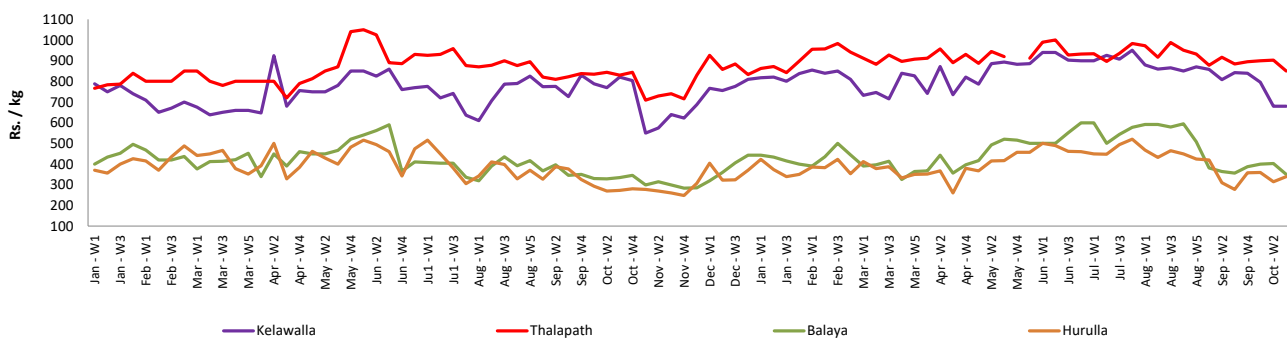
- Price increased by more than 5% compared to previous week average price.
- Price decreased by more than 5% compared to previous week average price.

Retail Prices

Peliyagoda



Negombo



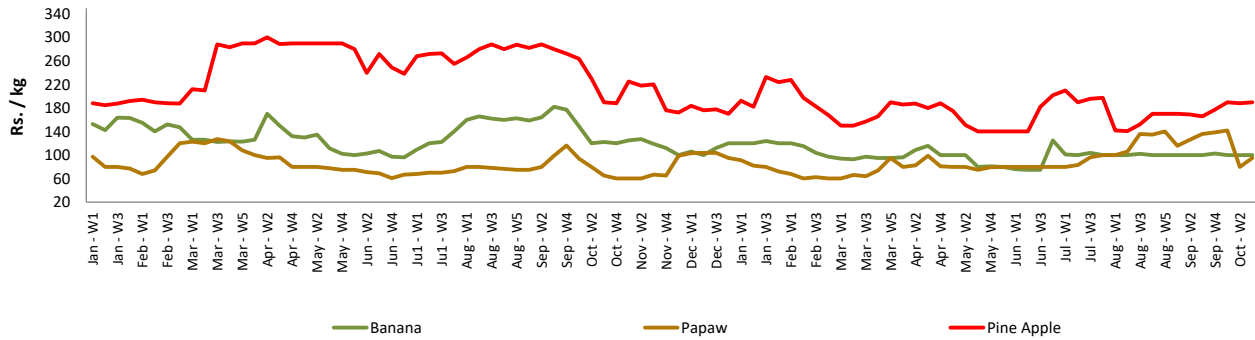
Wholesale and Retail Prices of Selected Food Commodities - 2018-10-17

Fruits

Item	Unit	Wholesale		Retail	
		Pettah			
		Previous Week	Today	Previous Week	Today
Banana (Sour)	Rs./Kg	60.00	60.00	100.00	100.00
Papaw	Rs./Kg	60.00	75.00	80.00	95.00
Pineapple	Rs./Kg	146.00	140.00	188.00	190.00
Apple (Imp)	Rs./Each			55.00	58.00
Orange (Imp)	Rs./Each			55.00	58.00

- Price increased by more than 5% compared to previous week average price.
- Price decreased by more than 5% compared to previous week average price.

Retail - Pettah



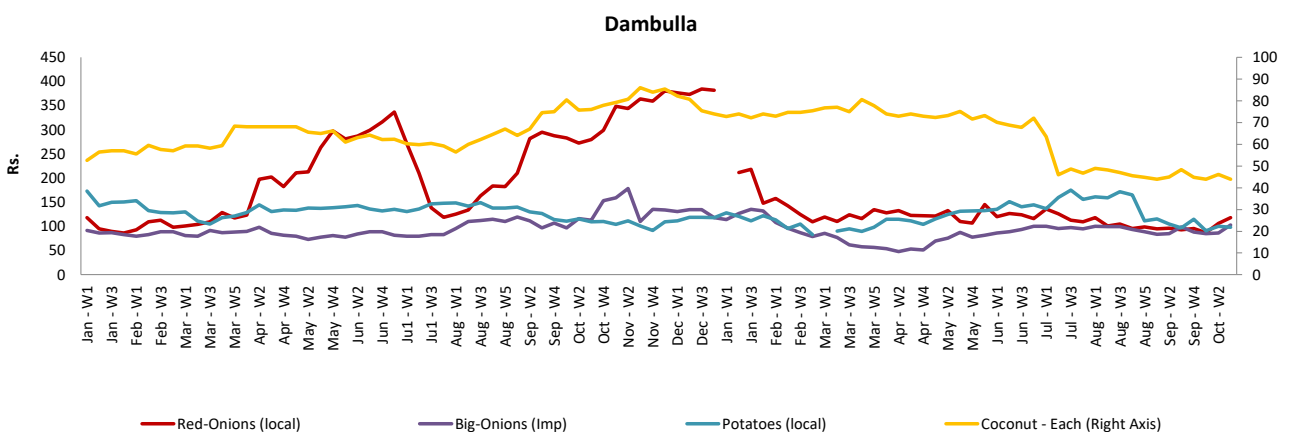
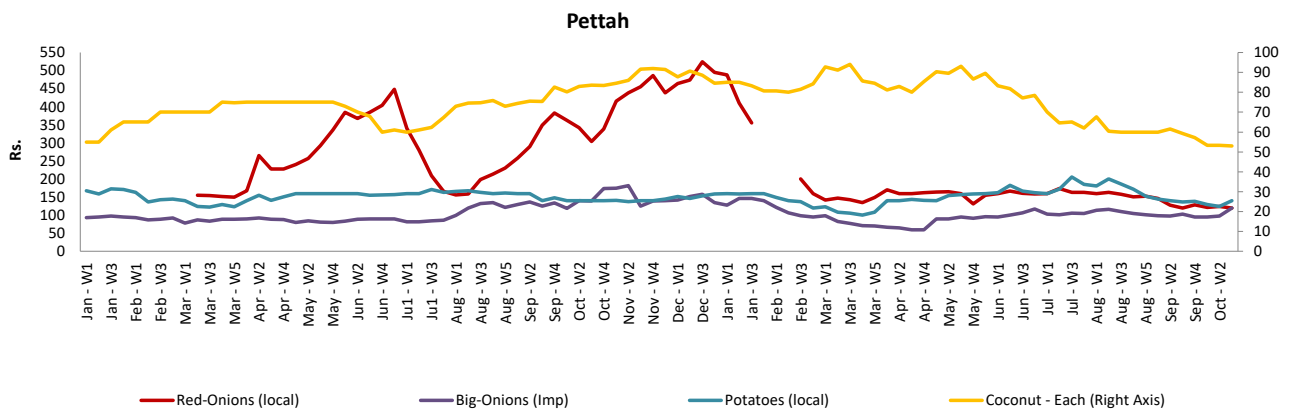
Wholesale and Retail Prices of Selected Food Commodities - 2018-10-17

Other

Item	Unit	Wholesale				Retail			
		Pettah		Dambulla		Pettah		Dambulla	
		Previous Week	Today	Previous Week	Today	Previous Week	Today	Previous Week	Today
Red-Onions (local)	Rs./Kg	95.00	100.00	93.00	98.00	125.00	120.00	106.00	118.00
Red-Onions (Imp)	Rs./Kg	n.a.	n.a.	n.a.	n.a.	n.a.	n.a.	n.a.	n.a.
Big-Onions (local)	Rs./Kg	82.00	100.00	63.00	78.00	103.00	120.00	73.00	88.00
Big-Onions (Imp)	Rs./Kg	76.00	93.00	77.00	93.00	98.00	120.00	86.00	103.00
Potatoes (local)	Rs./Kg	91.00	100.00	90.00	88.00	124.00	140.00	100.00	98.00
Potatoes (Imp)	Rs./Kg	77.00	80.00			92.00	95.00		
Dried Chillies (Imp)	Rs./Kg	250.00	245.00	240.00	238.00	298.00	290.00	250.00	248.00
Coconut	Rs./Nut	45.00	45.00	40.00	39.00	53.00	53.00	46.00	44.00
Coconut oil	Rs./Ltr	320.00	320.00			340.00	340.00		
Dhal	Rs./Kg	98.00	101.00			111.00	115.00		
Sugar	Rs./Kg	104.00	102.00			112.00	108.00		
Eggs	Rs./Each	13.20	13.20			14.20	14.20		
Katta	Rs./Kg	900.00	900.00			950.00	950.00		
Sprats	Rs./Kg	500.00	500.00			550.00	550.00		

- Price increased by more than 5% compared to previous week average price.
- Price decreased by more than 5% compared to previous week average price.

Retail Prices



* Prices of food commodities may vary due to quality and markets among other factors.