

Daily Price Report

A Summary of Price Developments - 16 October 2018



Vegetables

- Prices of **vegetables continued to remain high** in both **Pettah** and **Dambulla** markets due to **supply disruptions** resulted by **heavy rainfalls**.
- **Beans** price **increased significantly** today compared to previous week in both **Pettah** and **Dambulla** markets.



Other

- Price of **imported Big Onions increased** in both **Pettah** and **Dambulla** markets due to **low supply** from **India**.
- Price of **local Potatoes increased** in both **Pettah** and **Dambulla** markets due to **low supply** from **Nuwara Eliya** area.



Statistics Department
Central Bank of Sri Lanka

Wholesale and Retail Prices of Selected Food Commodities - 2018-10-16

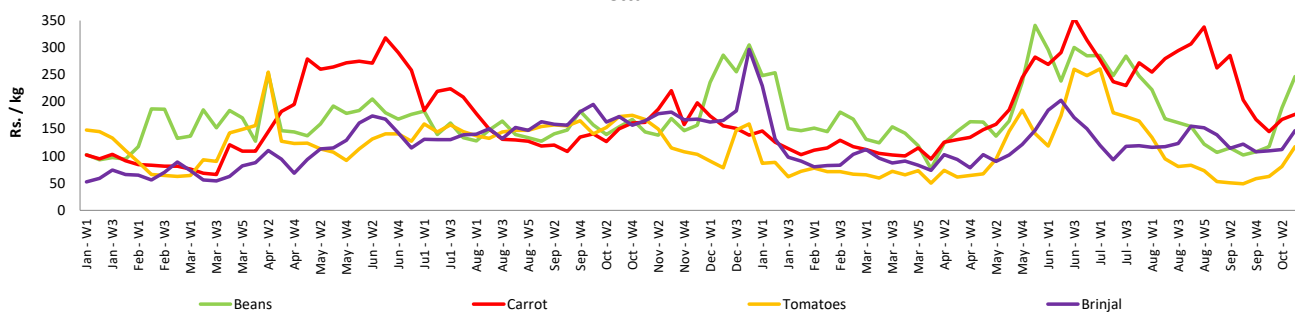
Vegetables

Item	Unit	Wholesale				Retail			
		Pettah		Dambulla		Pettah		Dambulla	
		Previous Week	Today	Previous Week	Today	Previous Week	Today	Previous Week	Today
Beans	Rs./Kg	151.00	207.00	108.00	185.00	189.00	247.00	128.00	205.00
Carrot	Rs./Kg	125.00	140.00	113.00	165.00	167.00	177.00	133.00	185.00
Cabbage	Rs./Kg	60.00	107.00	30.00	55.00	100.00	147.00	50.00	75.00
Tomatoes	Rs./Kg	46.00	77.00	36.00	53.00	81.00	118.00	56.00	73.00
Brinjal	Rs./Kg	75.00	100.00	43.00	65.00	112.00	147.00	63.00	85.00
Pumpkin	Rs./Kg	37.00	43.00	33.00	38.00	64.00	75.00	53.00	58.00
Snake gourd	Rs./Kg	97.00	117.00	53.00	95.00	130.00	150.00	73.00	115.00

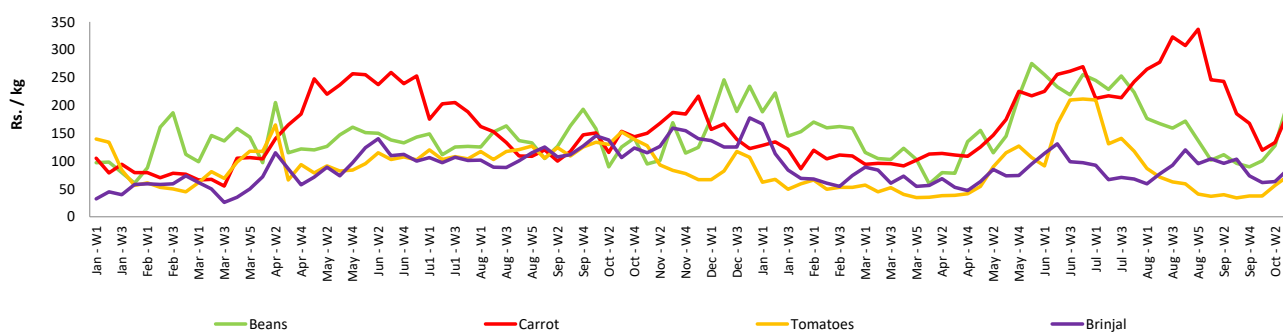
Price increased by more than 5% compared to previous week average price.

Price decreased by more than 5% compared to previous week average price.

Retail Prices Pettah



Dambulla



Wholesale and Retail Prices of Selected Food Commodities - 2018-10-16

Rice

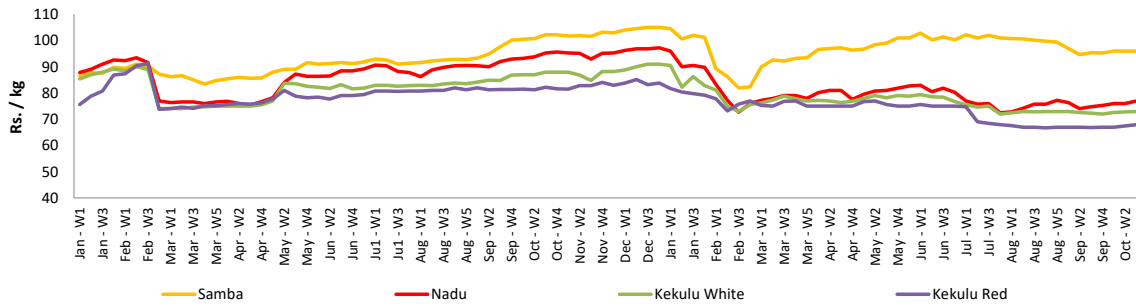
Item	Unit	Wholesale				Retail	
		Maradagahamula		Pettah		Pettah	
		Previous Week	Today	Previous Week	Today	Previous Week	Today
Samba	Rs./Kg	96.00	96.00	98.00	97.00	106.00	105.00
Nadu	Rs./Kg	76.00	77.00	78.00	80.00	88.00	90.00
Kekulu White	Rs./Kg	73.00	73.00	73.00	75.00	83.00	85.00
Kekulu Red	Rs./Kg	67.00	68.00	68.00	70.00	76.00	80.00

Price increased by more than 5% compared to previous week average price.

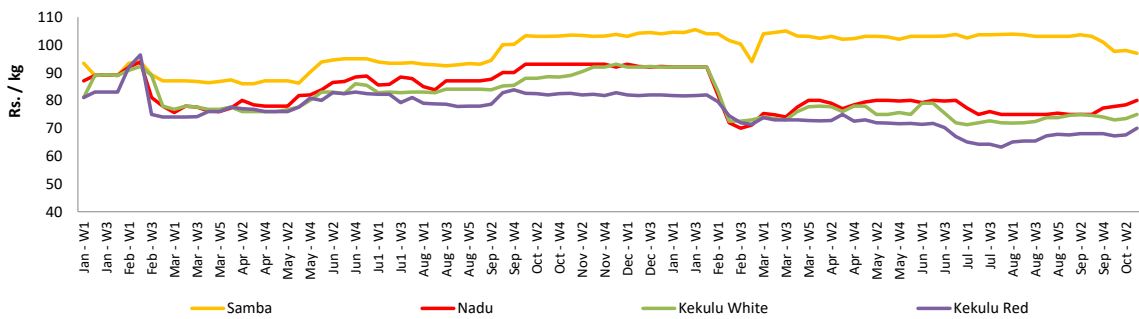
Price decreased by more than 5% compared to previous week average price.

Wholesale Prices

Marandagahamula

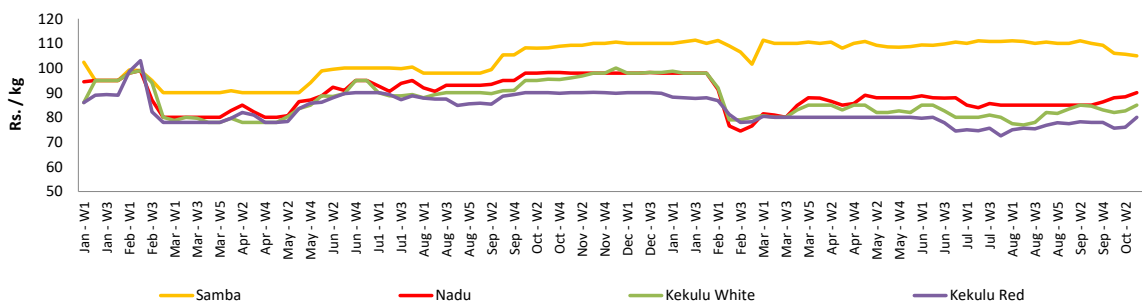


Pettah



Retail Prices

Pettah



Wholesale and Retail Prices of Selected Food Commodities - 2018-10-16

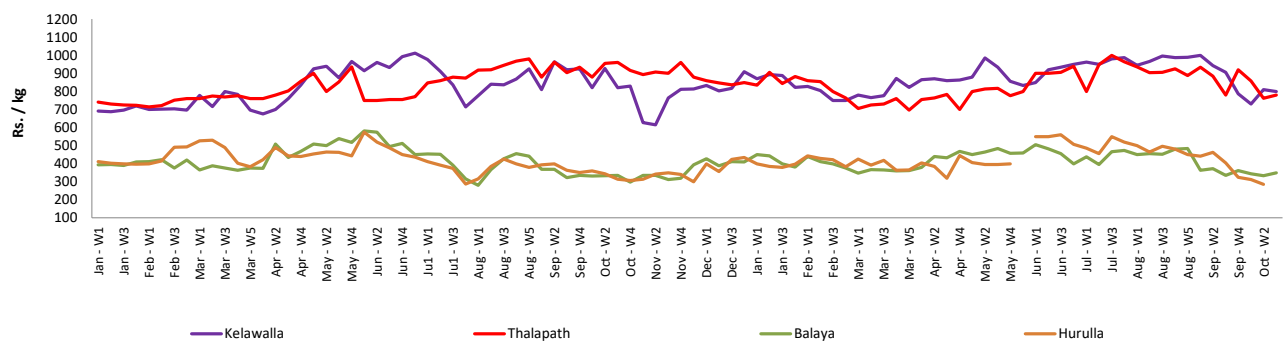
Fish

Item	Unit	Wholesale				Retail			
		Peliyagoda		Negombo		Peliyagoda		Negombo	
		Previous Week	Today	Previous Week	Today	Previous Week	Today	Previous Week	Today
Kelawalla	Rs./Kg	480.00	500.00	500.00	500.00	810.00	800.00	680.00	680.00
Thalapath	Rs./Kg	612.00	630.00	700.00	680.00	762.00	780.00	903.00	850.00
Balaya	Rs./Kg	240.00	250.00	280.00	220.00	334.00	350.00	403.00	350.00
Paraw	Rs./Kg	470.00	550.00	518.00	520.00	770.00	850.00	730.00	720.00
Salaya	Rs./Kg	132.00	120.00	115.00	110.00	178.00	150.00	168.00	170.00
Hurulla	Rs./Kg	186.00	n.a.	245.00	220.00	286.00	n.a.	315.00	320.00

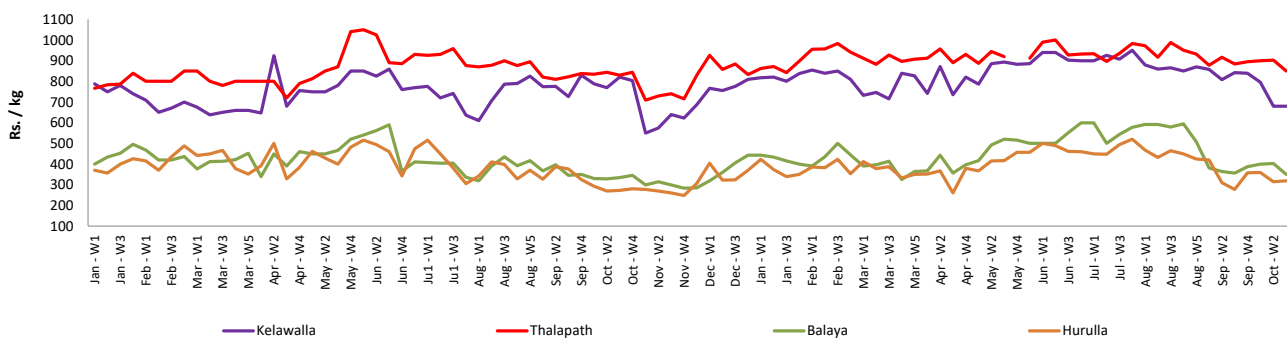
- Price increased by more than 5% compared to previous week average price.
- Price decreased by more than 5% compared to previous week average price.

Retail Prices

Peliyagoda



Negombo



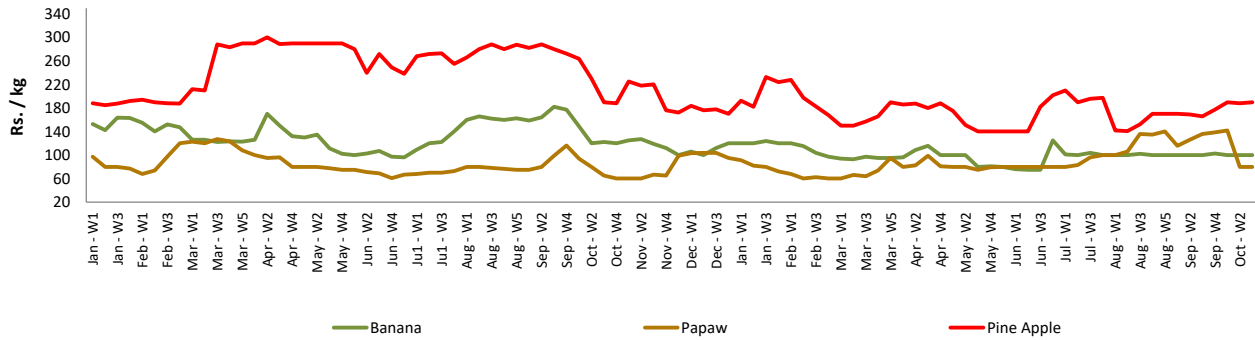
Wholesale and Retail Prices of Selected Food Commodities - 2018-10-16

Fruits

Item	Unit	Wholesale		Retail	
		Pettah			
		Previous Week	Today	Previous Week	Today
Banana (Sour)	Rs./Kg	60.00	60.00	100.00	100.00
Papaw	Rs./Kg	60.00	60.00	80.00	80.00
Pineapple	Rs./Kg	146.00	140.00	188.00	190.00
Apple (Imp)	Rs./Each			55.00	55.00
Orange (Imp)	Rs./Each			55.00	55.00

- Price increased by more than 5% compared to previous week average price.
- Price decreased by more than 5% compared to previous week average price.

Retail - Pettah



Wholesale and Retail Prices of Selected Food Commodities - 2018-10-16

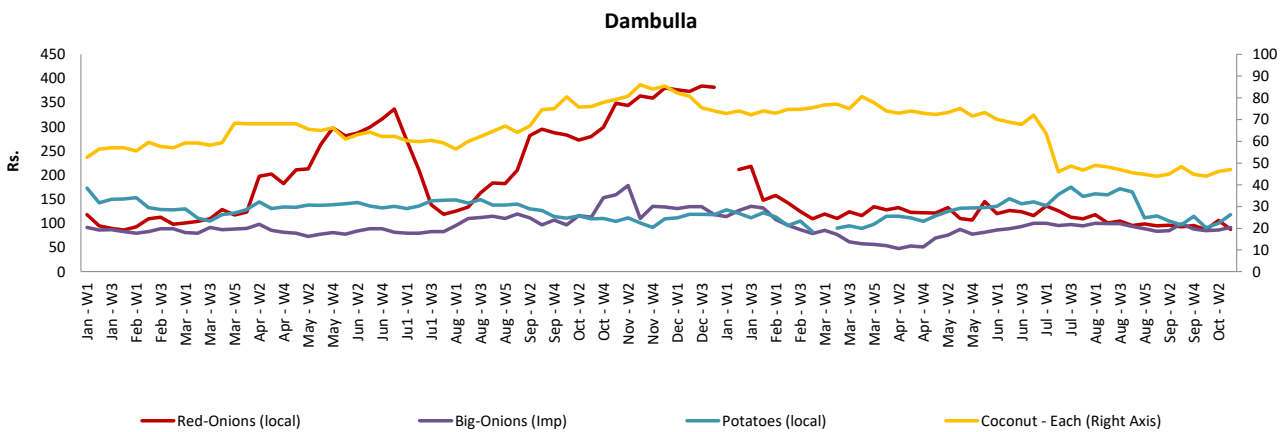
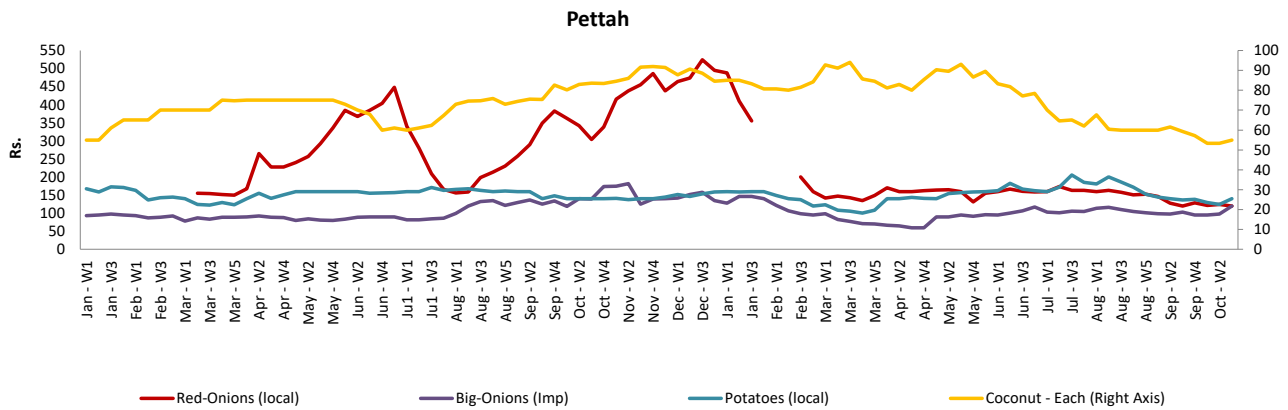
Other

Item	Unit	Wholesale				Retail			
		Pettah		Dambulla		Pettah		Dambulla	
		Previous Week	Today	Previous Week	Today	Previous Week	Today	Previous Week	Today
Red-Onions (local)	Rs./Kg	95.00	100.00	93.00	78.00	125.00	120.00	106.00	88.00
Red-Onions (Imp)	Rs./Kg	n.a.	n.a.	n.a.	n.a.	n.a.	n.a.	n.a.	n.a.
Big-Onions (local)	Rs./Kg	82.00	100.00	63.00	68.00	103.00	125.00	73.00	78.00
Big-Onions (Imp)	Rs./Kg	76.00	95.00	77.00	82.00	98.00	120.00	86.00	92.00
Potatoes (local)	Rs./Kg	91.00	100.00	90.00	108.00	124.00	140.00	100.00	118.00
Potatoes (Imp)	Rs./Kg	77.00	80.00			92.00	100.00		
Dried Chillies (Imp)	Rs./Kg	250.00	245.00	240.00	237.00	298.00	290.00	250.00	247.00
Coconut	Rs./Nut	45.00	45.00	40.00	41.00	53.00	55.00	46.00	47.00
Coconut oil	Rs./Ltr	320.00	320.00			340.00	340.00		
Dhal	Rs./Kg	98.00	103.00			111.00	115.00		
Sugar	Rs./Kg	104.00	103.00			112.00	108.00		
Eggs	Rs./Each	13.20	13.20			14.20	14.20		
Katta	Rs./Kg	900.00	900.00			950.00	950.00		
Sprats	Rs./Kg	500.00	500.00			550.00	550.00		

Price increased by more than 5% compared to previous week average price.

Price decreased by more than 5% compared to previous week average price.

Retail Prices



* Prices of food commodities may vary due to quality and markets among other factors.