

Daily Price Report

A Summary of Price Developments - 12 October 2018



Vegetables

- Prices of **vegetables continued to remain high** in both **Pettah** and **Dambulla** markets due to **supply disruptions** occurred due to **heavy rainfalls** while **Beans** and **Tomatoes** indicated the **highest increase compared** with the **previous week**.



Fish

- Prices of **fish decreased** in both **Negombo** and **Peliyagoda** markets due to **fishing activities returning to normalcy** after adverse weather conditions prevailed.



Other

- Price of **local Red Onions increased** in both **Pettah** and **Dambulla** markets due to **low supply** from **Puttalam** and **Jaffna** areas.



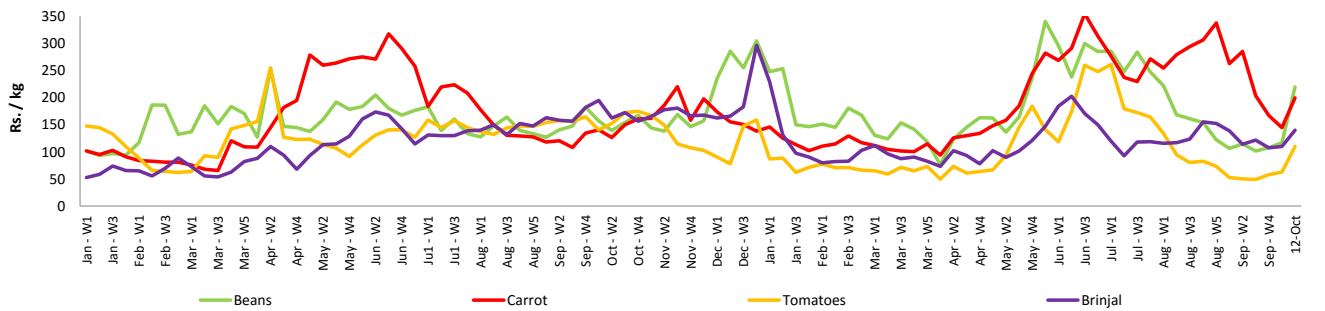
Wholesale and Retail Prices of Selected Food Commodities - 2018-10-12

Vegetables

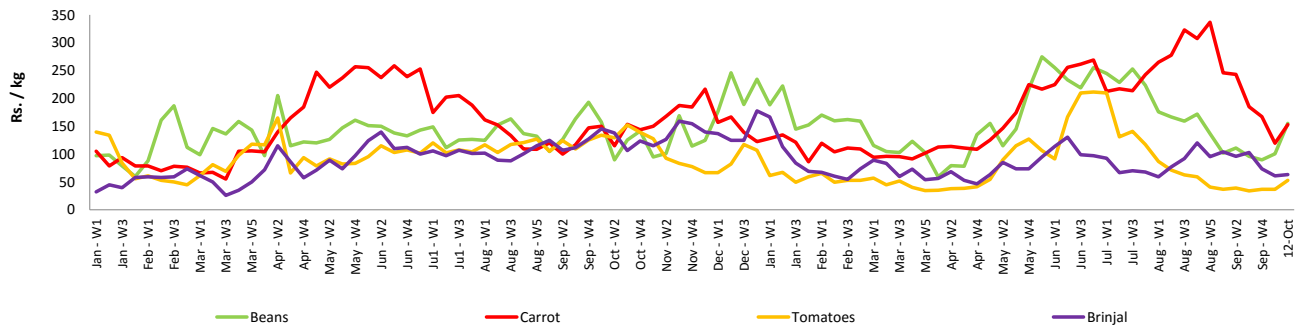
Item	Unit	Wholesale				Retail			
		Pettah		Dambulla		Pettah		Dambulla	
		Previous Week	Today	Previous Week	Today	Previous Week	Today	Previous Week	Today
Beans	Rs./Kg	86.00	170.00	81.00	135.00	117.00	220.00	101.00	155.00
Carrot	Rs./Kg	109.00	133.00	100.00	133.00	145.00	200.00	120.00	153.00
Cabbage	Rs./Kg	53.00	65.00	37.00	45.00	89.00	110.00	57.00	65.00
Tomatoes	Rs./Kg	36.00	63.00	17.00	33.00	63.00	110.00	37.00	53.00
Brinjal	Rs./Kg	70.00	85.00	41.00	43.00	110.00	140.00	61.00	63.00
Pumpkin	Rs./Kg	36.00	47.00	33.00	38.00	68.00	70.00	53.00	58.00
Snake gourd	Rs./Kg	76.00	105.00	48.00	68.00	114.00	140.00	68.00	88.00

- Price increased by more than 5% compared to previous week average price.
- Price decreased by more than 5% compared to previous week average price.

Retail Prices Pettah



Dambulla



Wholesale and Retail Prices of Selected Food Commodities - 2018-10-12

Rice

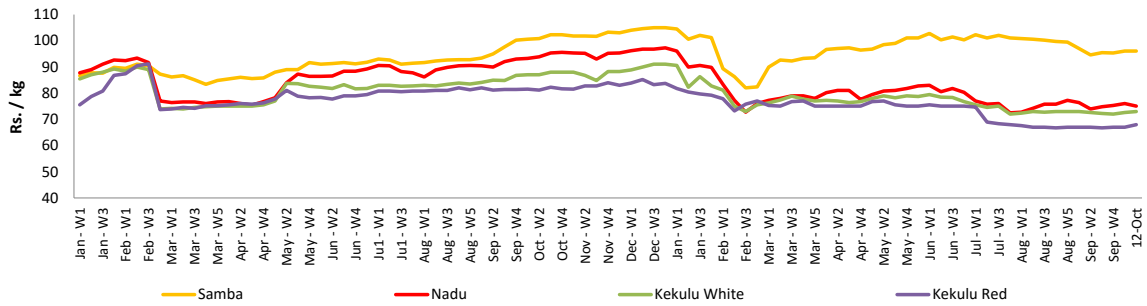
Item	Unit	Wholesale				Retail	
		Maradagahamula		Pettah		Pettah	
		Previous Week	Today	Previous Week	Today	Previous Week	Today
Samba	Rs./Kg	96.00	96.00	98.00	102.00	106.00	108.00
Nadu	Rs./Kg	76.00	75.00	78.00	80.00	88.00	90.00
Kekulu White	Rs./Kg	73.00	73.00	73.00	75.00	82.00	85.00
Kekulu Red	Rs./Kg	67.00	68.00	67.00	70.00	76.00	80.00

Price increased by more than 5% compared to previous week average price.

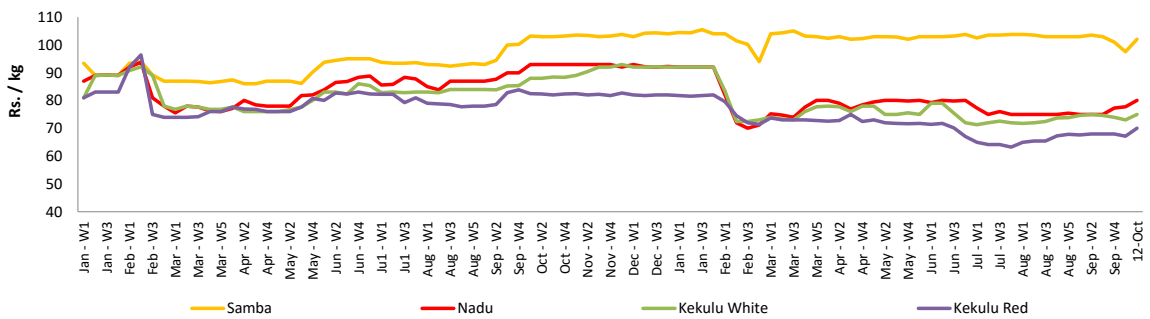
Price decreased by more than 5% compared to previous week average price.

Wholesale Prices

Marandagahamula

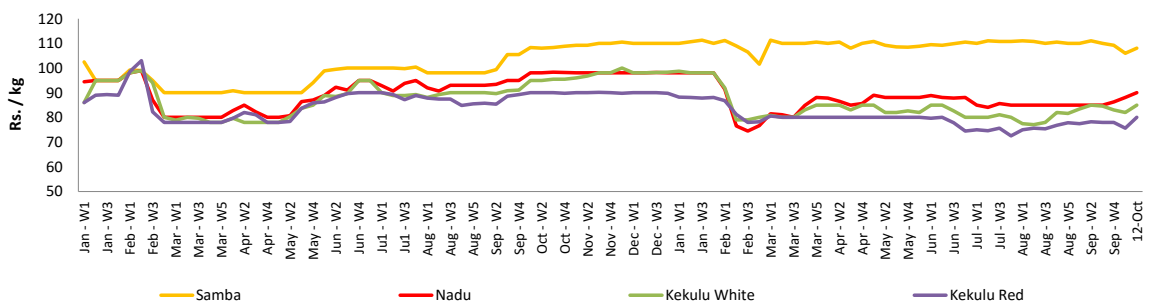


Pettah



Retail Prices

Pettah



Wholesale and Retail Prices of Selected Food Commodities - 2018-10-12

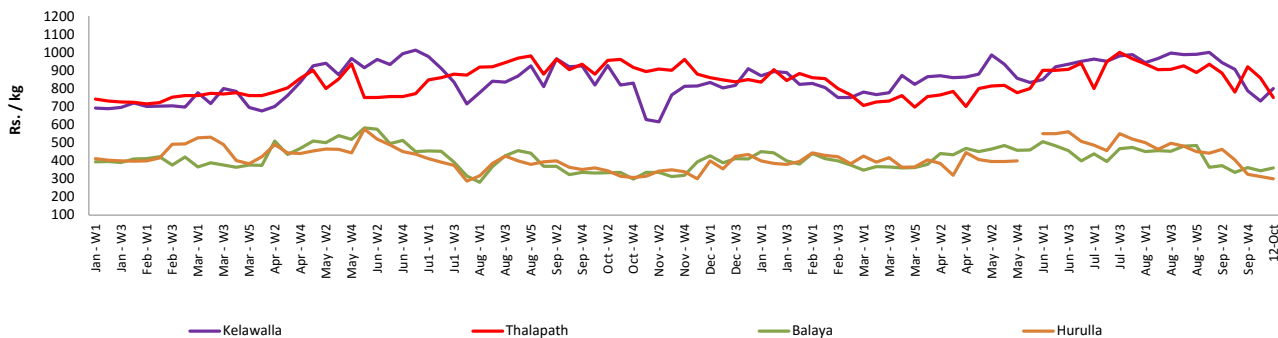
Fish

Item	Unit	Wholesale				Retail			
		Peliyagoda		Negombo		Peliyagoda		Negombo	
		Previous Week	Today	Previous Week	Today	Previous Week	Today	Previous Week	Today
Kelawalla	Rs./Kg	452.00	450.00	526.00	500.00	730.00	800.00	796.00	680.00
Thalapath	Rs./Kg	688.00	600.00	700.00	680.00	858.00	750.00	900.00	850.00
Balaya	Rs./Kg	246.00	260.00	248.00	220.00	344.00	360.00	400.00	350.00
Paraw	Rs./Kg	450.00	400.00	524.00	470.00	750.00	700.00	724.00	700.00
Salaya	Rs./Kg	152.00	130.00	104.00	90.00	190.00	180.00	164.00	130.00
Hurulla	Rs./Kg	213.00	200.00	260.00	200.00	313.00	300.00	360.00	260.00

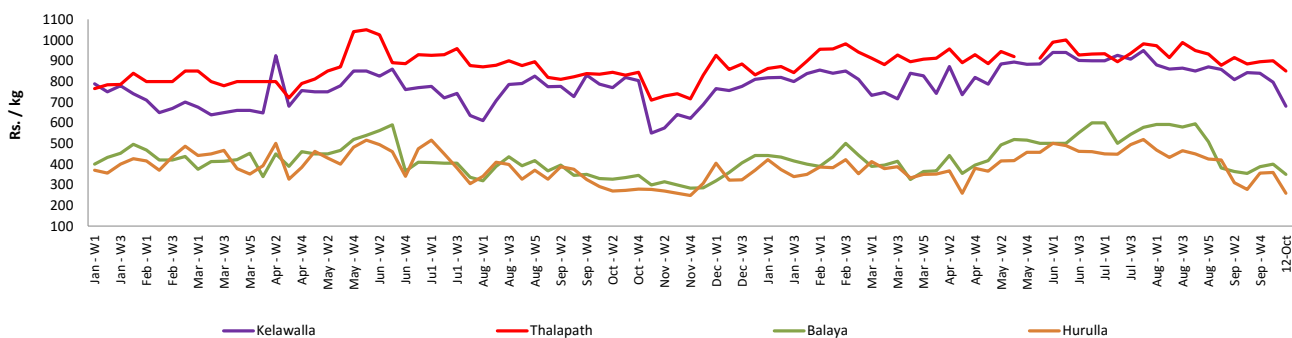
- Price increased by more than 5% compared to previous week average price.
- Price decreased by more than 5% compared to previous week average price.

Retail Prices

Peliyagoda



Negombo



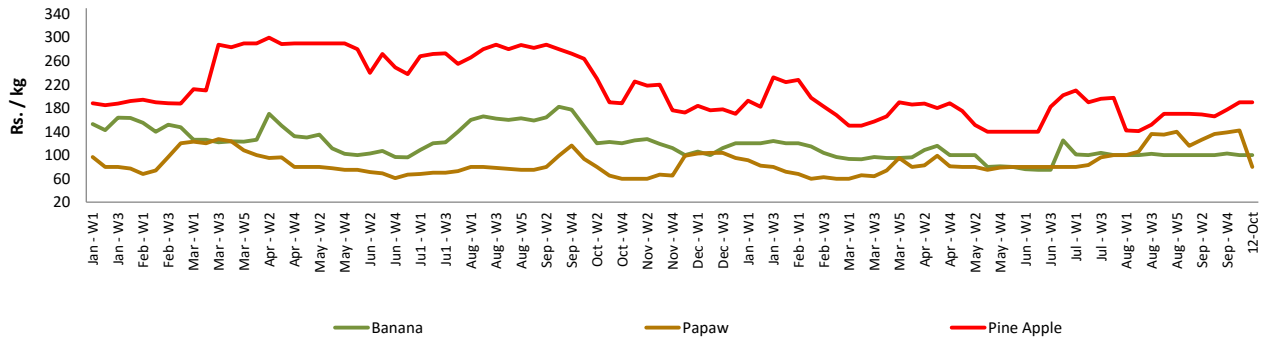
Wholesale and Retail Prices of Selected Food Commodities - 2018-10-12

Fruits

Item	Unit	Wholesale		Retail	
		Pettah			
		Previous Week	Today	Previous Week	Today
Banana (Sour)	Rs./Kg	63.00	60.00	100.00	100.00
Papaw	Rs./Kg	102.00	60.00	142.00	80.00
Pineapple	Rs./Kg	148.00	150.00	190.00	190.00
Apple (Imp)	Rs./Each			50.00	55.00
Orange (Imp)	Rs./Each			60.00	55.00

- Price increased by more than 5% compared to previous week average price.
- Price decreased by more than 5% compared to previous week average price.

Retail - Pettah



Wholesale and Retail Prices of Selected Food Commodities - 2018-10-12

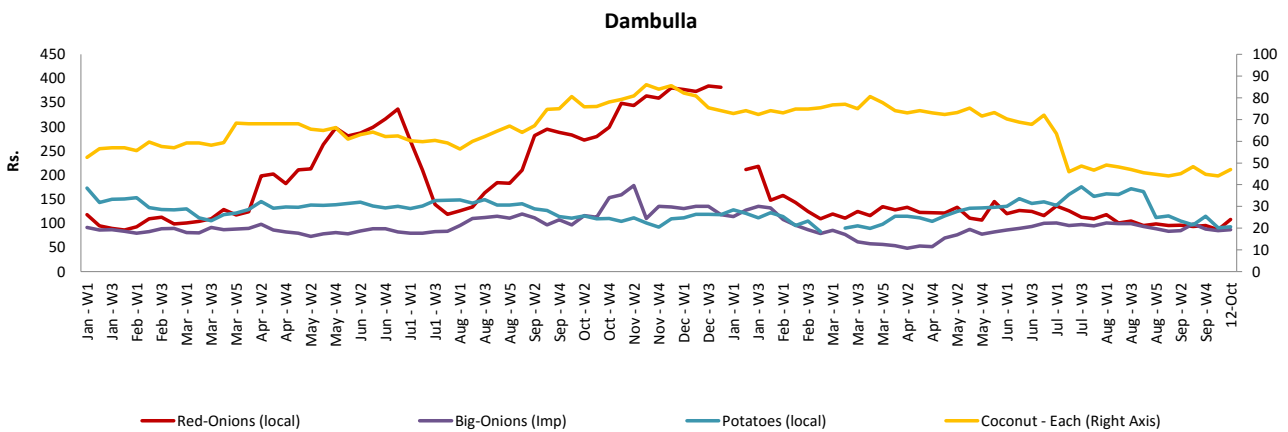
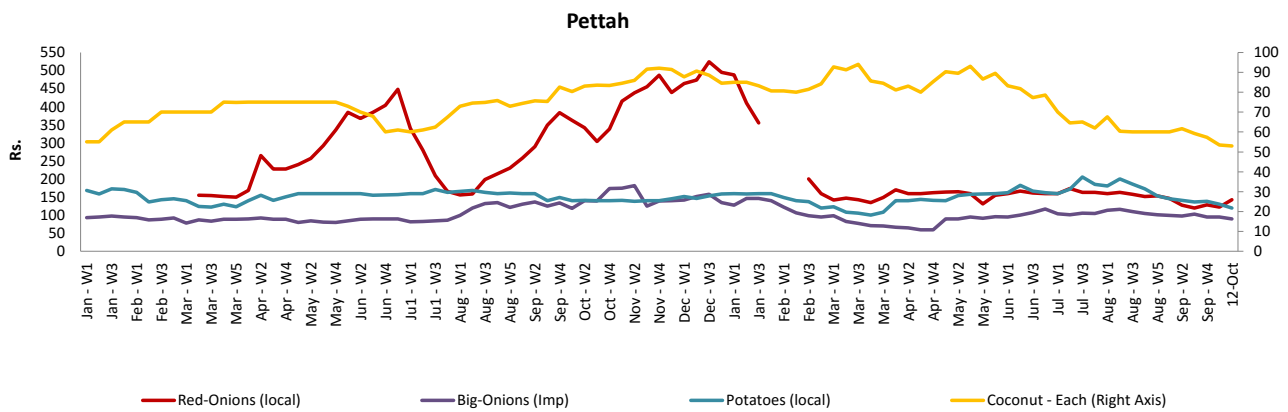
Other

Item	Unit	Wholesale				Retail			
		Pettah		Dambulla		Pettah		Dambulla	
		Previous Week	Today	Previous Week	Today	Previous Week	Today	Previous Week	Today
Red-Onions (local)	Rs./Kg	96.00	117.00	77.00	95.00	122.00	143.00	87.00	108.00
Red-Onions (Imp)	Rs./Kg	n.a.	n.a.	n.a.	n.a.	n.a.	n.a.	n.a.	n.a.
Big-Onions (local)	Rs./Kg	70.00	70.00	67.00	68.00	91.00	115.00	77.00	78.00
Big-Onions (Imp)	Rs./Kg	75.00	76.00	75.00	77.00	95.00	90.00	85.00	87.00
Potatoes (local)	Rs./Kg	99.00	85.00	82.00	83.00	130.00	120.00	91.00	93.00
Potatoes (Imp)	Rs./Kg	79.00	85.00			94.00	100.00		
Dried Chillies (Imp)	Rs./Kg	250.00	248.00	240.00	237.00	299.00	290.00	250.00	247.00
Coconut	Rs./Nut	44.00	45.00	39.00	41.00	53.00	53.00	44.00	47.00
Coconut oil	Rs./Ltr	320.00	320.00			340.00	340.00		
Dhal	Rs./Kg	97.00	104.00			111.00	115.00		
Sugar	Rs./Kg	106.00	102.00			113.00	110.00		
Eggs	Rs./Each	14.20	13.20			15.20	14.20		
Katta	Rs./Kg	900.00	900.00			950.00	950.00		
Sprats	Rs./Kg	500.00	500.00			550.00	550.00		

Price increased by more than 5% compared to previous week average price.

Price decreased by more than 5% compared to previous week average price.

Retail Prices



* Prices of food commodities may vary due to quality and markets among other factors.