

Daily Price Report

A Summary of Price Developments - 20 September 2018



Vegetables

- Prices of most varieties of **vegetables decreased** in both **Pettah** and **Dambulla** markets due to **favourable supply** from **Nuwara Eliya, Balangoda** and **Dambulla** areas.



Fish

- Prices of most **fish varieties decreased** in both **Negombo** and **Peliyagoda** markets due to **high supply** from **North Western** and **Southern** coastal areas.



Other

- Price of **Imported Big Onions increased** in both **Pettah** and **Dambulla** markets reportedly due to **low supply** of **Indian** varieties.



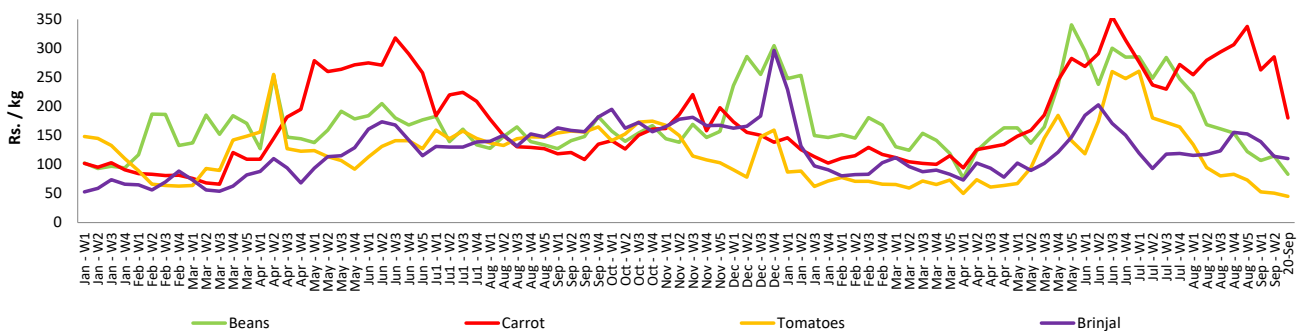
Wholesale and Retail Prices of Selected Food Commodities - 2018/09/20

Vegetables

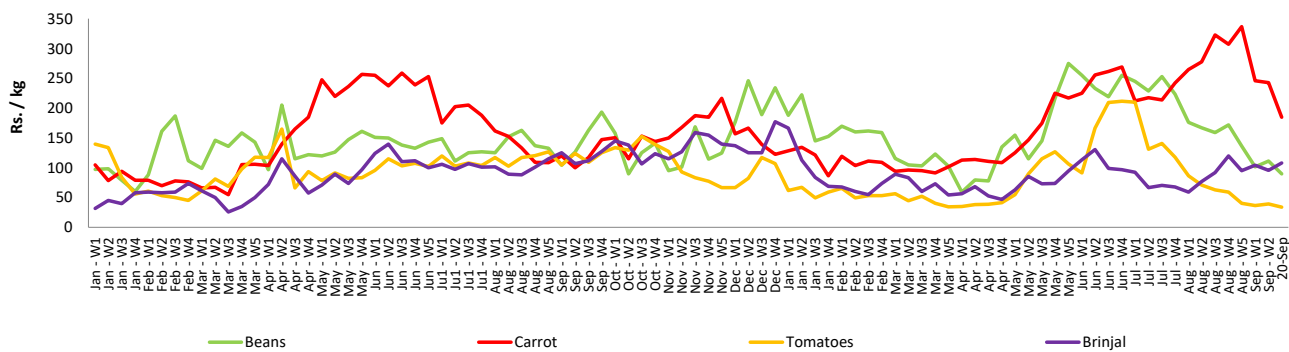
Item	Unit	Wholesale				Retail			
		Pettah		Dambulla		Pettah		Dambulla	
		Previous Week	Today	Previous Week	Today	Previous Week	Today	Previous Week	Today
Beans	Rs./Kg	82.00	63.00	91.00	70.00	115.00	83.00	111.00	90.00
Carrot	Rs./Kg	239.00	147.00	223.00	165.00	285.00	180.00	243.00	185.00
Cabbage	Rs./Kg	123.00	83.00	87.00	70.00	168.00	120.00	107.00	90.00
Tomatoes	Rs./Kg	27.00	21.00	19.00	14.00	51.00	45.00	39.00	34.00
Brinjal	Rs./Kg	86.00	77.00	76.00	88.00	114.00	110.00	96.00	108.00
Pumpkin	Rs./Kg	53.00	46.00	39.00	33.00	73.00	67.00	60.00	53.00
Snake gourd	Rs./Kg	61.00	47.00	42.00	38.00	91.00	73.00	62.00	58.00

- Price increased by more than 5% compared to previous week average price.
- Price decreased by more than 5% compared to previous week average price.

Retail Prices Pettah



Dambulla



Wholesale and Retail Prices of Selected Food Commodities - 2018/09/20

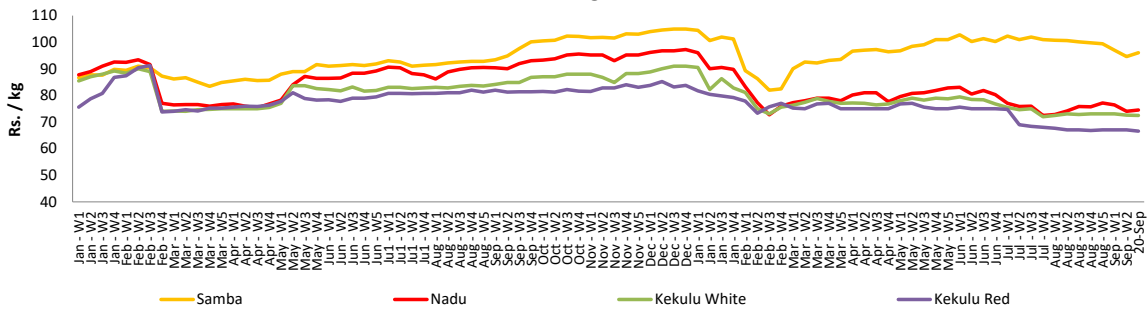
Rice

Item	Unit	Wholesale				Retail	
		Maradaghamula		Pettah		Pettah	
		Previous Week	Today	Previous Week	Today	Previous Week	Today
Samba	Rs./Kg	95.00	96.00	104.00	103.00	111.00	110.00
Nadu	Rs./Kg	74.00	75.00	75.00	75.00	85.00	85.00
Kekulu White	Rs./Kg	73.00	73.00	75.00	75.00	85.00	85.00
Kekulu Red	Rs./Kg	67.00	67.00	68.00	68.00	78.00	78.00

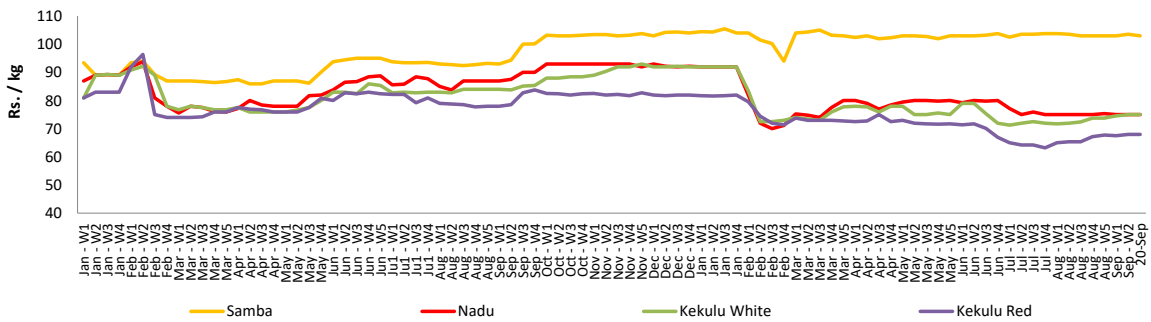
- Price increased by more than 5% compared to previous week average price.
- Price decreased by more than 5% compared to previous week average price.

Wholesale Prices

Maradaghamula

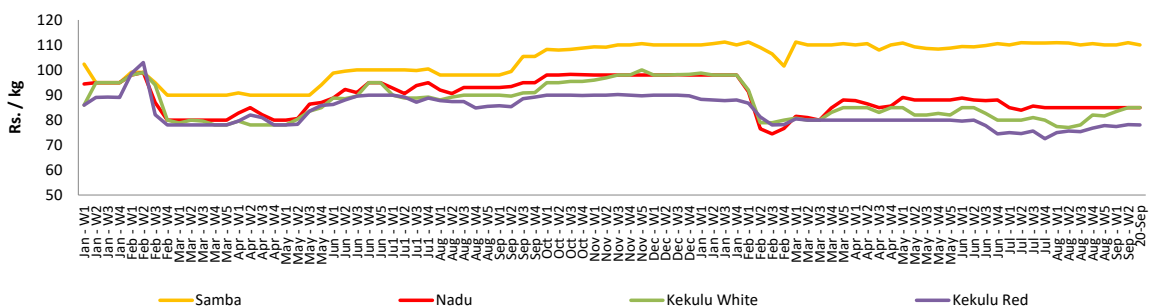


Pettah



Retail Prices

Pettah



Wholesale and Retail Prices of Selected Food Commodities - 2018/09/20

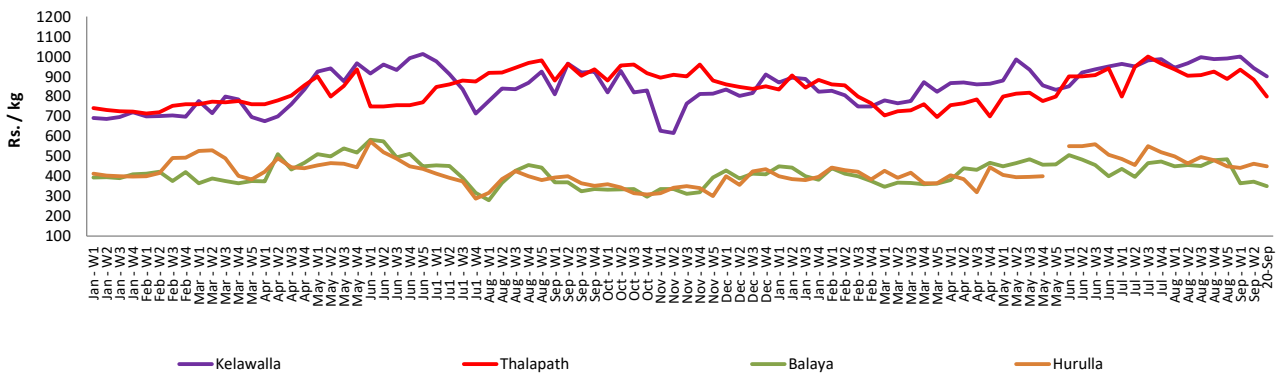
Fish

Item	Unit	Wholesale				Retail			
		Peliyagoda		Negombo		Peliyagoda		Negombo	
		Previous Week	Today	Previous Week	Today	Previous Week	Today	Previous Week	Today
Kelawalla	Rs./Kg	643.00	600.00	588.00	520.00	943.00	900.00	808.00	880.00
Thalapath	Rs./Kg	713.00	650.00	716.00	650.00	885.00	800.00	916.00	850.00
Balaya	Rs./Kg	272.00	250.00	233.00	200.00	372.00	350.00	365.00	350.00
Paraw	Rs./Kg	598.00	550.00	472.00	430.00	902.00	850.00	700.00	600.00
Salaya	Rs./Kg	180.00	150.00	108.00	90.00	220.00	200.00	162.00	150.00
Hurulla	Rs./Kg	363.00	350.00	230.00	230.00	463.00	450.00	310.00	300.00

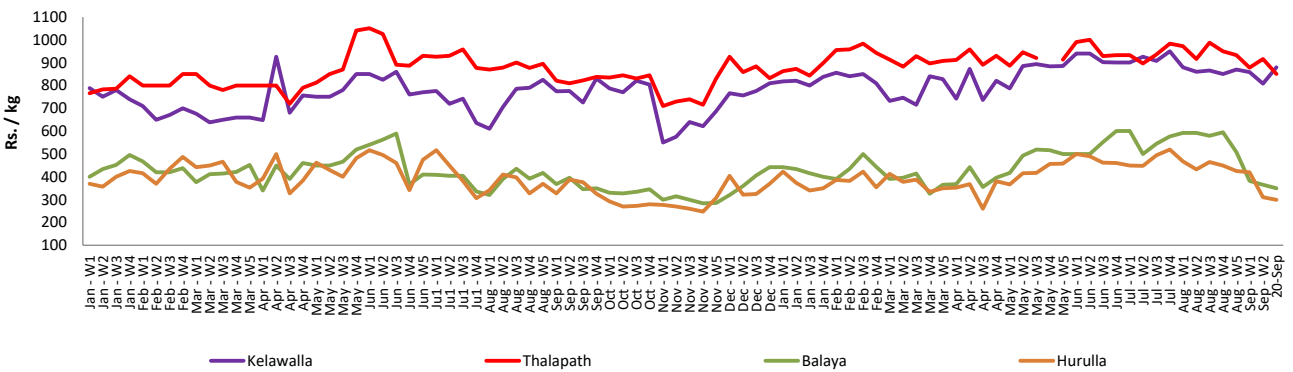
- Price increased by more than 5% compared to previous week average price.
- Price decreased by more than 5% compared to previous week average price.

Retail Prices

Peliyagoda



Negombo



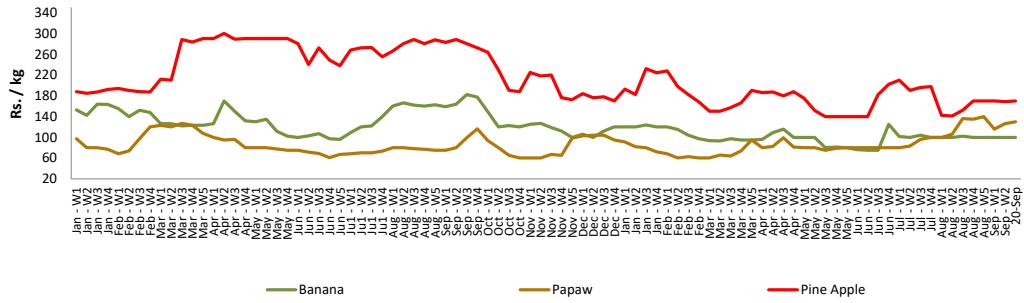
Wholesale and Retail Prices of Selected Food Commodities - 2018/09/20

Fruits

Item	Unit	Wholesale		Retail	
		Pettah			
		Previous Week	Today	Previous Week	Today
Banana (Sour)	Rs./Kg	59.00	60.00	100.00	100.00
Papaw	Rs./Kg	102.00	100.00	126.00	130.00
Pineapple	Rs./Kg	119.00	120.00	169.00	170.00

- Price increased by more than 5% compared to previous week average price.
- Price decreased by more than 5% compared to previous week average price.

Retail - Pettah



Wholesale and Retail Prices of Selected Food Commodities - 2018/09/20

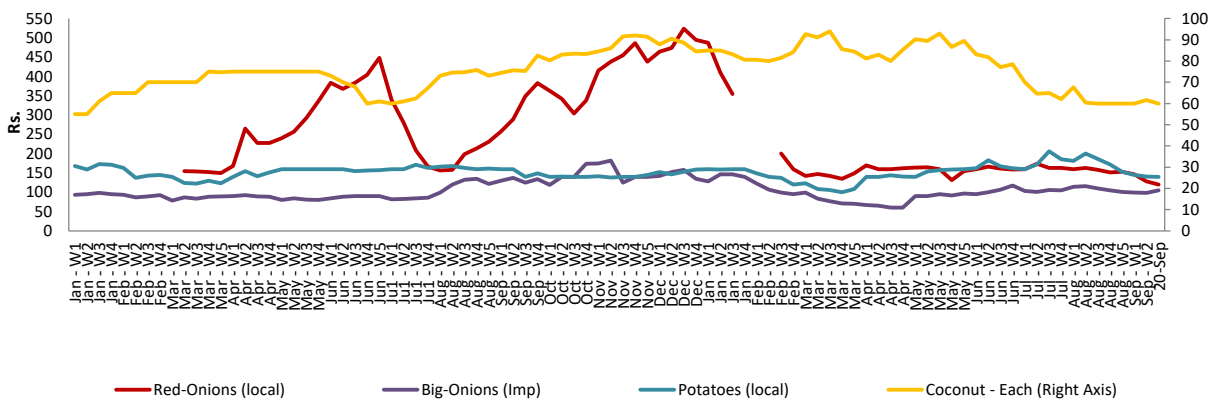
Other

Item	Unit	Wholesale				Retail			
		Pettah		Dambulla		Pettah		Dambulla	
		Previous Week	Today	Previous Week	Today	Previous Week	Today	Previous Week	Today
Red-Onions (local)	Rs./Kg	99.00	100.00	86.00	83.00	128.00	120.00	96.00	93.00
Red-Onions (Imp)	Rs./Kg	n.a.	n.a.	n.a.	n.a.	n.a.	n.a.	n.a.	n.a.
Big-Onions (local)	Rs./Kg	76.00	75.00	73.00	83.00	100.00	95.00	85.00	93.00
Big-Onions (Imp)	Rs./Kg	75.00	82.00	74.00	92.00	98.00	105.00	85.00	103.00
Potatoes (local)	Rs./Kg	108.00	110.00	94.00	83.00	141.00	140.00	105.00	93.00
Potatoes (Imp)	Rs./Kg	72.00	75.00			96.00	95.00		
Dried Chillies (Imp)	Rs./Kg	249.00	250.00	241.00	243.00	282.00	300.00	252.00	253.00
Coconut	Rs./Nut	51.00	50.00	40.00	43.00	62.00	60.00	45.00	49.00
Coconut oil	Rs./Ltr	320.00	320.00			340.00	340.00		
Dhal	Rs./Kg	96.00	96.00			109.00	110.00		
Sugar	Rs./Kg	93.00	110.00			103.00	118.00		
Eggs	Rs./Each	15.00	15.20			16.00	16.20		
Katta	Rs./Kg	900.00	900.00			950.00	950.00		
Sprats	Rs./Kg	500.00	500.00			550.00	550.00		

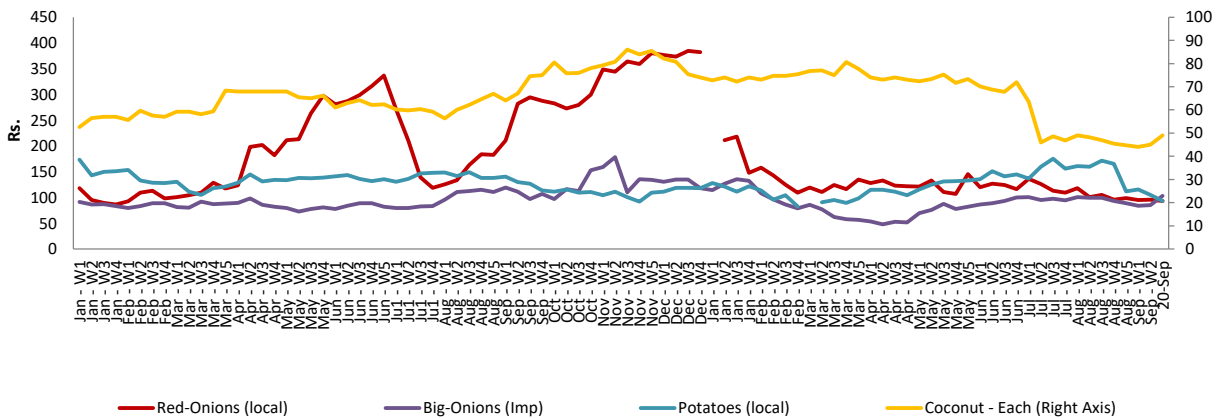
- Price increased by more than 5% compared to previous week average price.
- Price decreased by more than 5% compared to previous week average price.

Retail Prices

Pettah



Dambulla



* Prices of food commodities may vary due to quality and markets among other factors.