

Daily Price Report

A Summary of Price Developments - 19 September 2018



Vegetables

- Prices of **vegetables** demonstrated **mixed movements** in both **Pettah** and **Dambulla** markets.



Fish

- Prices of most **fish** varieties **decreased in Peliyagoda market** due to **high supply** from **North Western** and **Southern** coastal areas.



Other

- Price of **Imported Big Onions** **increased** in both **Pettah** and **Dambulla** markets reportedly due to **low supply** of **Indian** varieties.

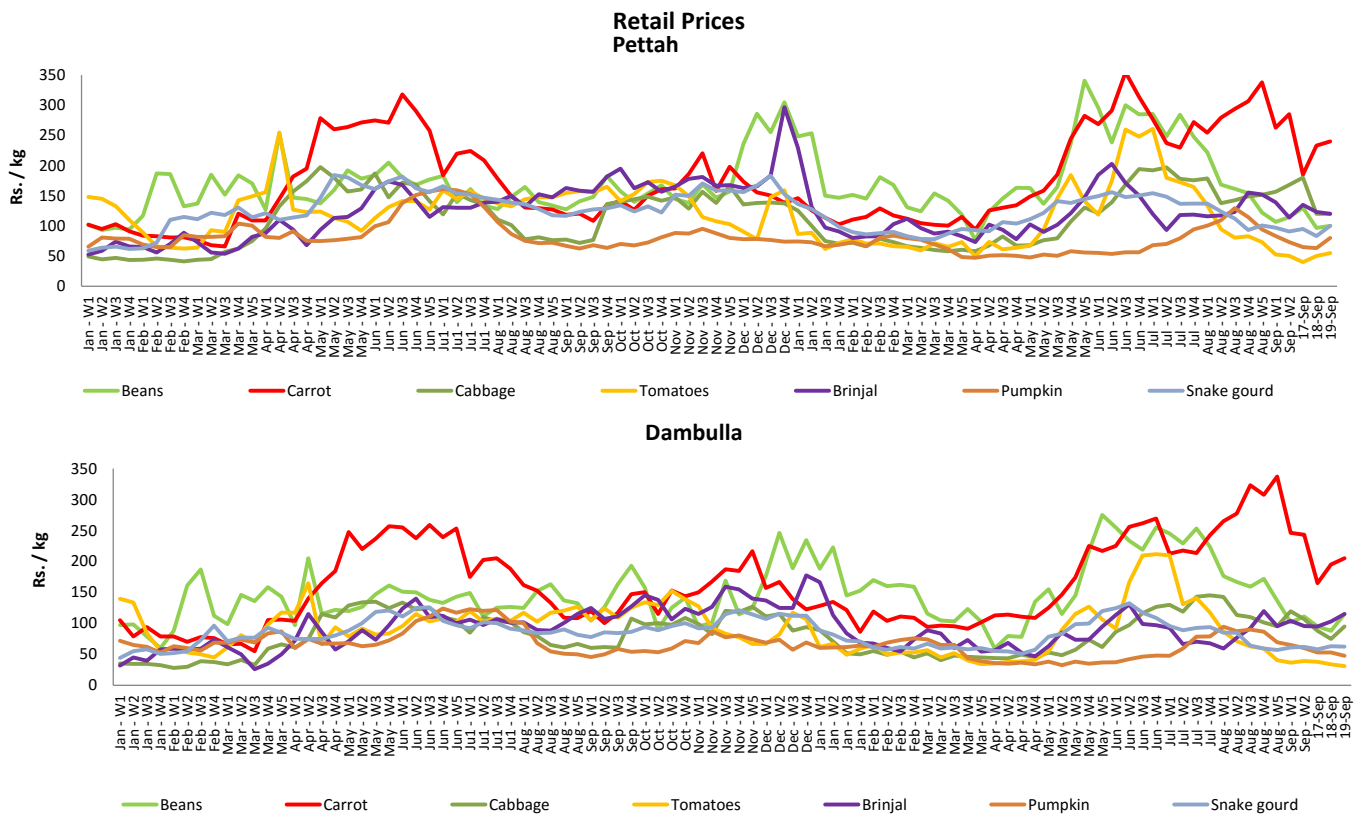


Wholesale and Retail Prices of Selected Food Commodities - 2018/09/19

Vegetables

Item	Unit	Wholesale				Retail			
		Pettah		Dambulla		Pettah		Dambulla	
		Previous Week	Today	Previous Week	Today	Previous Week	Today	Previous Week	Today
Beans	Rs./Kg	82.00	75.00	91.00	95.00	115.00	100.00	111.00	115.00
Carrot	Rs./Kg	239.00	200.00	223.00	185.00	285.00	240.00	243.00	205.00
Cabbage	Rs./Kg	123.00	80.00	87.00	75.00	168.00	120.00	107.00	95.00
Tomatoes	Rs./Kg	27.00	30.00	19.00	11.00	51.00	55.00	39.00	31.00
Brinjal	Rs./Kg	86.00	85.00	76.00	95.00	114.00	120.00	96.00	115.00
Pumpkin	Rs./Kg	53.00	58.00	39.00	28.00	73.00	80.00	60.00	48.00
Snake gourd	Rs./Kg	61.00	60.00	42.00	43.00	91.00	100.00	62.00	63.00

- Price increased by more than 5% compared to previous week average price.
- Price decreased by more than 5% compared to previous week average price.



Wholesale and Retail Prices of Selected Food Commodities - 2018/09/19

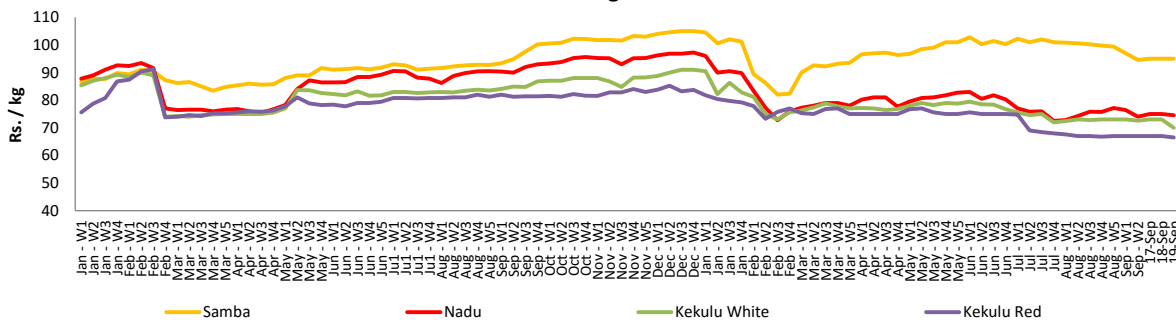
Rice

Item	Unit	Wholesale				Retail	
		Maradaghamula		Pettah		Pettah	
		Previous Week	Today	Previous Week	Today	Previous Week	Today
Samba	Rs./Kg	95.00	95.00	104.00	103.00	111.00	110.00
Nadu	Rs./Kg	74.00	75.00	75.00	75.00	85.00	85.00
Kekulu White	Rs./Kg	73.00	70.00	75.00	75.00	85.00	85.00
Kekulu Red	Rs./Kg	67.00	67.00	68.00	68.00	78.00	78.00

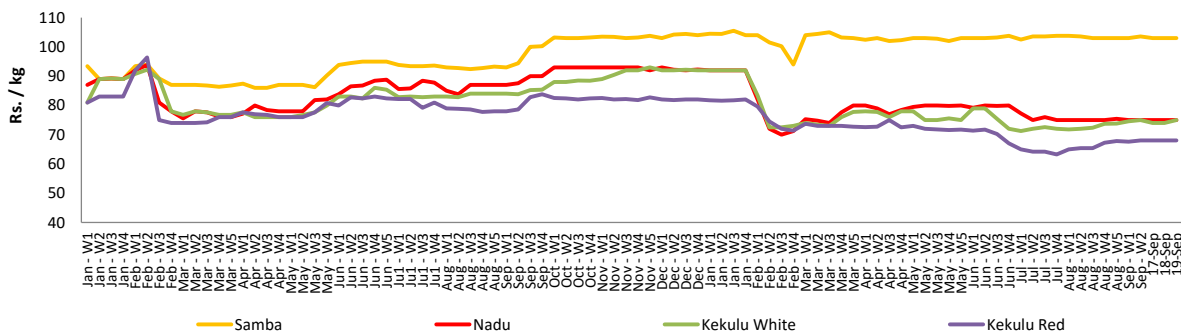
- Price increased by more than 5% compared to previous week average price.
- Price decreased by more than 5% compared to previous week average price.

Wholesale Prices

Marandaghamula

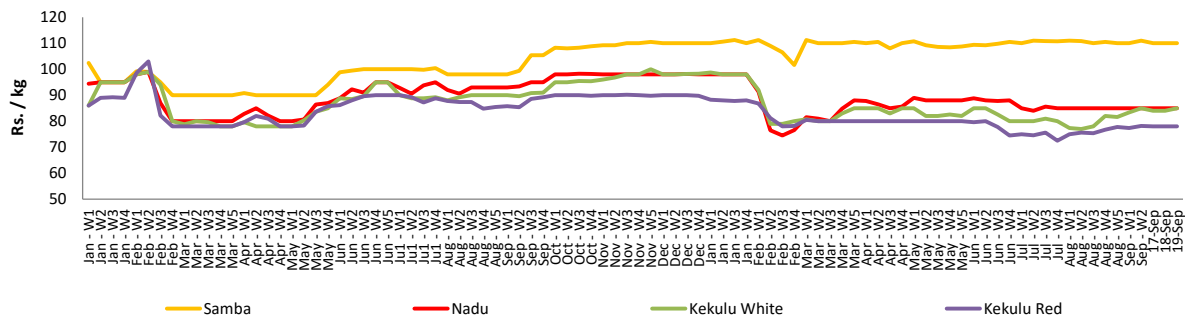


Pettah



Retail Prices

Pettah



Wholesale and Retail Prices of Selected Food Commodities - 2018/09/19

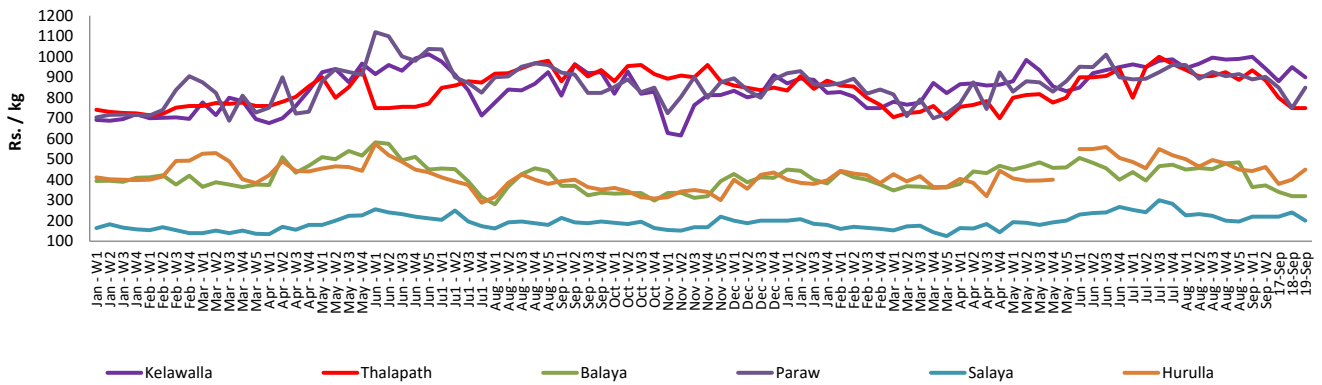
Fish

Item	Unit	Wholesale				Retail			
		Peliyagoda		Negombo		Peliyagoda		Negombo	
		Previous Week	Today	Previous Week	Today	Previous Week	Today	Previous Week	Today
Kelawalla	Rs./Kg	643.00	600.00	588.00	550.00	943.00	900.00	808.00	850.00
Thalapath	Rs./Kg	713.00	600.00	716.00	650.00	885.00	750.00	916.00	900.00
Balaya	Rs./Kg	272.00	220.00	233.00	230.00	372.00	320.00	365.00	380.00
Paraw	Rs./Kg	598.00	550.00	472.00	450.00	902.00	850.00	700.00	430.00
Salaya	Rs./Kg	180.00	150.00	108.00	80.00	220.00	200.00	162.00	140.00
Hurulla	Rs./Kg	363.00	350.00	230.00	200.00	463.00	450.00	310.00	280.00

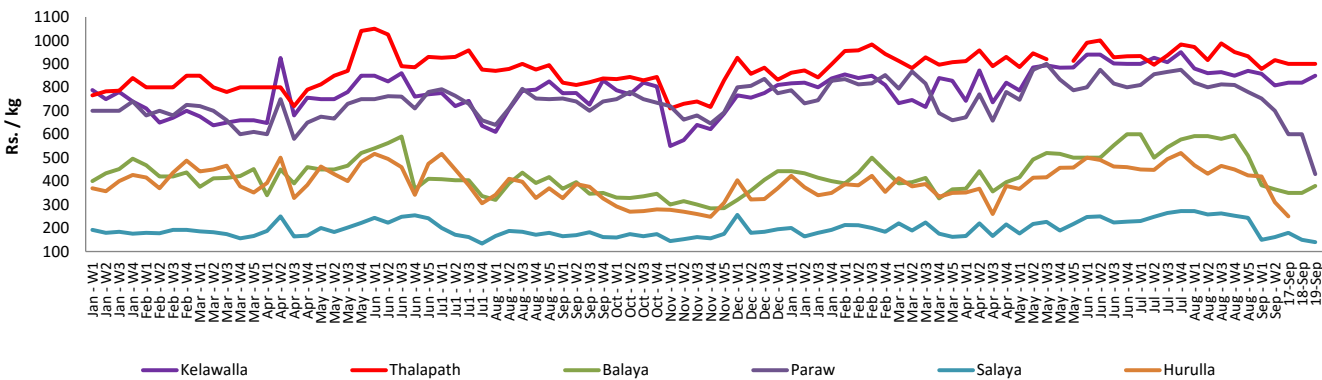
- Price increased by more than 5% compared to previous week average price.
- Price decreased by more than 5% compared to previous week average price.

Retail Prices

Peliyagoda



Negombo



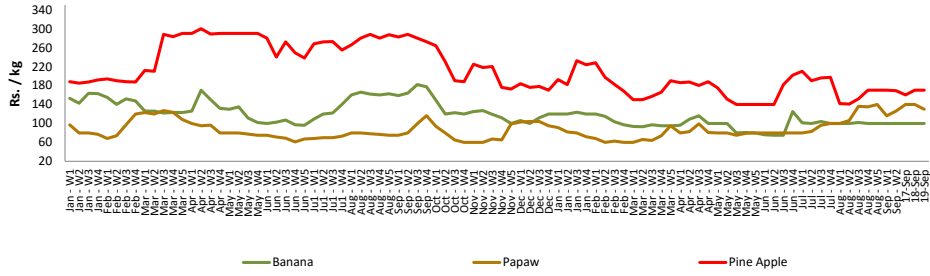
Wholesale and Retail Prices of Selected Food Commodities - 2018/09/19

Fruits

Item	Unit	Wholesale		Retail	
		Pettah			
		Previous Week	Today	Previous Week	Today
Banana (Sour)	Rs./Kg	59.00	60.00	100.00	100.00
Papaw	Rs./Kg	102.00	110.00	126.00	130.00
Pineapple	Rs./Kg	119.00	120.00	169.00	170.00

- Price increased by more than 5% compared to previous week average price.
- Price decreased by more than 5% compared to previous week average price.

Retail - Pettah



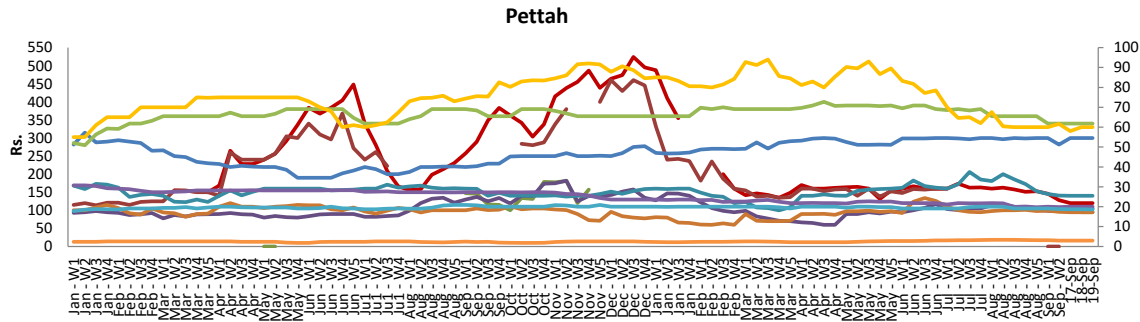
Wholesale and Retail Prices of Selected Food Commodities - 2018/09/19

Other

Item	Unit	Wholesale				Retail			
		Pettah		Dambulla		Pettah		Dambulla	
		Previous Week	Today	Previous Week	Today	Previous Week	Today	Previous Week	Today
Red-Onions (local)	Rs./Kg	99.00	100.00	86.00	89.00	128.00	120.00	96.00	99.00
Red-Onions (Imp)	Rs./Kg	n.a.	n.a.	n.a.	n.a.	n.a.	n.a.	n.a.	n.a.
Big-Onions (local)	Rs./Kg	76.00	75.00	73.00	78.00	100.00	95.00	85.00	88.00
Big-Onions (Imp)	Rs./Kg	75.00	82.00	74.00	88.00	98.00	105.00	85.00	98.00
Potatoes (local)	Rs./Kg	108.00	110.00	94.00	n.a.	141.00	140.00	105.00	n.a.
Potatoes (Imp)	Rs./Kg	72.00	75.00			96.00	95.00		
Dried Chillies (Imp)	Rs./Kg	249.00	250.00	241.00	243.00	282.00	300.00	252.00	253.00
Coconut	Rs./Nut	51.00	50.00	40.00	41.00	62.00	60.00	45.00	47.00
Coconut oil	Rs./Ltr	320.00	320.00			340.00	340.00		
Dhal	Rs./Kg	96.00	96.00			109.00	110.00		
Sugar	Rs./Kg	93.00	92.00			103.00	103.00		
Eggs	Rs./Each	15.00	15.20			16.00	16.20		
Katta	Rs./Kg	900.00	900.00			950.00	950.00		
Sprats	Rs./Kg	500.00	500.00			550.00	550.00		

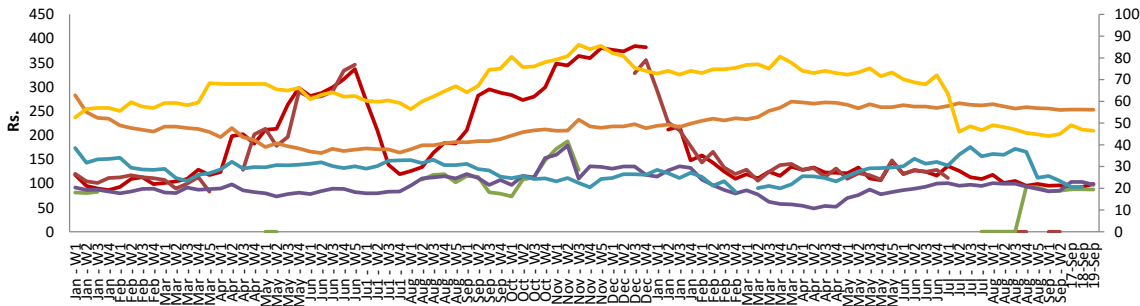
- Price increased by more than 5% compared to previous week average price.
- Price decreased by more than 5% compared to previous week average price.

Retail Prices



- Red-Onions (local)
- Red-Onions (Imp)
- Big-Onions (local)
- Big-Onions (Imp)
- Potatoes (local)
- Potatoes (Imp)
- Dried Chillies (Imp)
- Coconut oil
- Dhal
- Sugar
- Eggs
- Coconut - Each (Right Axis)

Dambulla



- Red-Onions (local)
- Red-Onions (Imp)
- Big-Onions (local)
- Big-Onions (Imp)
- Potatoes (local)
- Potatoes (Imp)
- Dried Chillies (Imp)
- Coconut - Each (Right Axis)

* Prices of food commodities may vary due to quality and markets among other factors.