

# Daily Price Report

---

A Summary of Price Developments - 17 September 2018

---



## Vegetables

- Prices of **Vegetables** demonstrated **mixed movements** in **Pettah** while prices in **Dambulla** decreased due to **favourable** supply from Neighboring areas.



## Fish

- Prices of most **fish** varieties **decreased in** both **Negombo** and **Peliyagoda markets** due to **high supply** from **North Western** and **Southern** coastal areas.



## Other

- Price of **Imported Big Onions** **increased** in both **Pettah** and **Dambulla** markets reportedly due to **low supply** of **Indian** varieties.



Statistics Department  
Central Bank of Sri Lanka

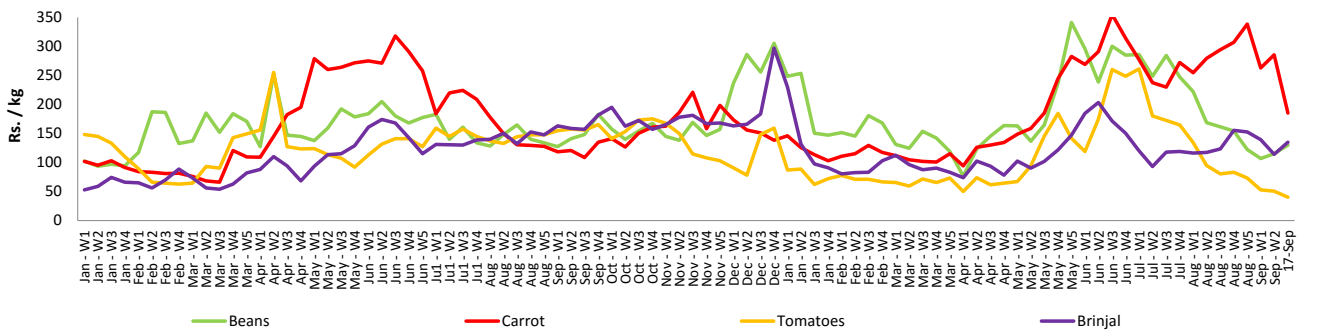
# Wholesale and Retail Prices of Selected Food Commodities - 2018/09/17

## Vegetables

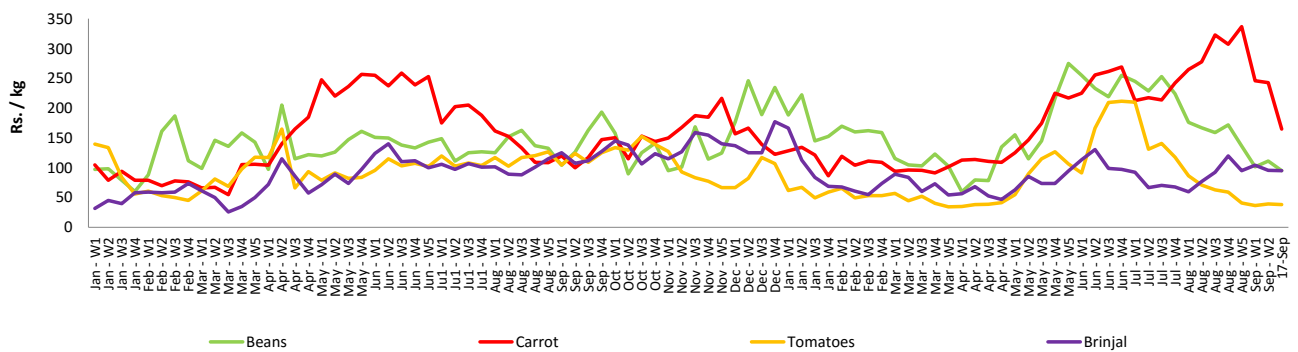
Item	Unit	Wholesale				Retail			
		Pettah		Dambulla		Pettah		Dambulla	
		Previous Week	Today	Previous Week	Today	Previous Week	Today	Previous Week	Today
Beans	Rs./Kg	82.00	95.00	91.00	75.00	115.00	130.00	111.00	95.00
Carrot	Rs./Kg	239.00	140.00	223.00	145.00	285.00	185.00	243.00	165.00
Cabbage	Rs./Kg	123.00	135.00	87.00	68.00	168.00	180.00	107.00	88.00
Tomatoes	Rs./Kg	27.00	25.00	19.00	17.00	51.00	40.00	39.00	38.00
Brinjal	Rs./Kg	86.00	105.00	76.00	75.00	114.00	135.00	96.00	95.00
Pumpkin	Rs./Kg	53.00	43.00	39.00	31.00	73.00	65.00	60.00	53.00
Snake gourd	Rs./Kg	61.00	65.00	42.00	38.00	91.00	95.00	62.00	58.00

- Price increased by more than 5% compared to previous week average price.
- Price decreased by more than 5% compared to previous week average price.

### Retail Prices Pettah



### Dambulla



# Wholesale and Retail Prices of Selected Food Commodities - 2018/09/17

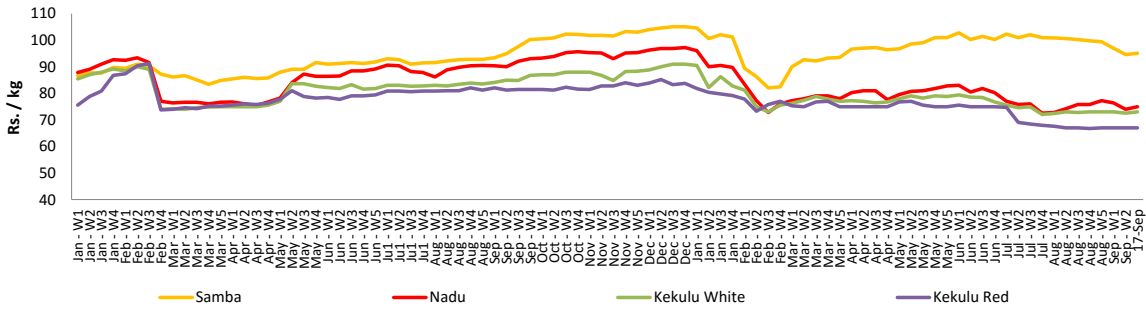
## Rice

Item	Unit	Wholesale				Retail	
		Maradaghamula		Pettah		Pettah	
		Previous Week	Today	Previous Week	Today	Previous Week	Today
Samba	Rs./Kg	95.00	95.00	104.00	103.00	111.00	110.00
Nadu	Rs./Kg	74.00	75.00	75.00	75.00	85.00	85.00
Kekulu White	Rs./Kg	73.00	73.00	75.00	74.00	85.00	84.00
Kekulu Red	Rs./Kg	67.00	67.00	68.00	68.00	78.00	78.00

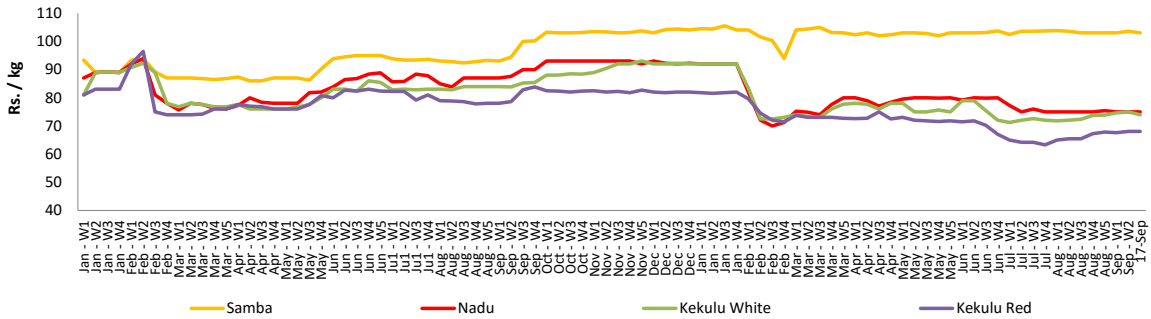
- Price increased by more than 5% compared to previous week average price.
- Price decreased by more than 5% compared to previous week average price.

### Wholesale Prices

#### Maradaghamula

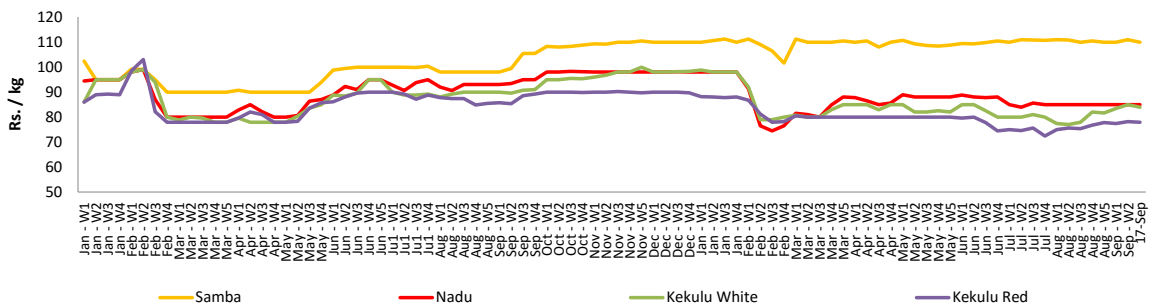


#### Pettah



### Retail Prices

#### Pettah



# Wholesale and Retail Prices of Selected Food Commodities - 2018/09/17

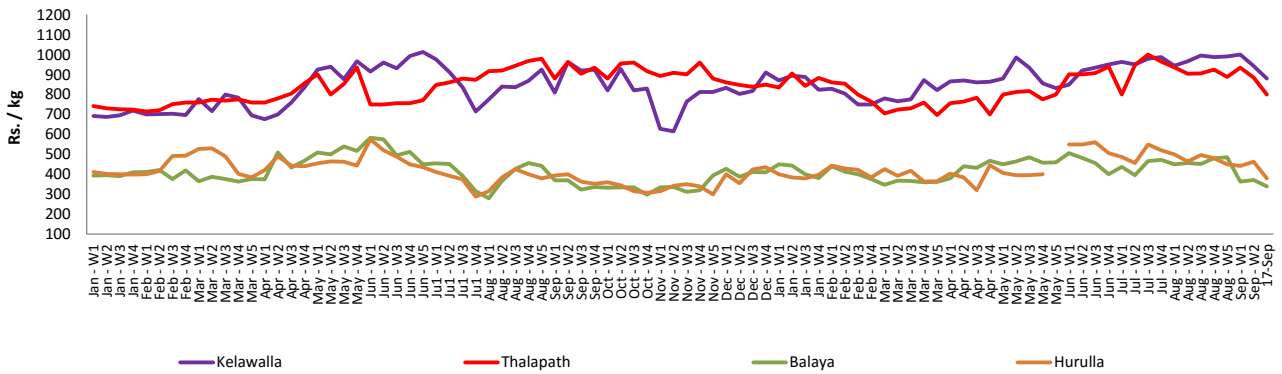
## Fish

Item	Unit	Wholesale				Retail			
		Peliyagoda		Negombo		Peliyagoda		Negombo	
		Previous Week	Today	Previous Week	Today	Previous Week	Today	Previous Week	Today
Kelawalla	Rs./Kg	643.00	580.00	588.00	520.00	943.00	880.00	808.00	820.00
Thalapath	Rs./Kg	713.00	650.00	716.00	650.00	885.00	800.00	916.00	900.00
Balaya	Rs./Kg	272.00	240.00	233.00	200.00	372.00	340.00	365.00	350.00
Paraw	Rs./Kg	598.00	550.00	472.00	430.00	902.00	850.00	700.00	600.00
Salaya	Rs./Kg	180.00	180.00	108.00	120.00	220.00	220.00	162.00	180.00
Hurulla	Rs./Kg	363.00	270.00	230.00	170.00	463.00	380.00	310.00	250.00

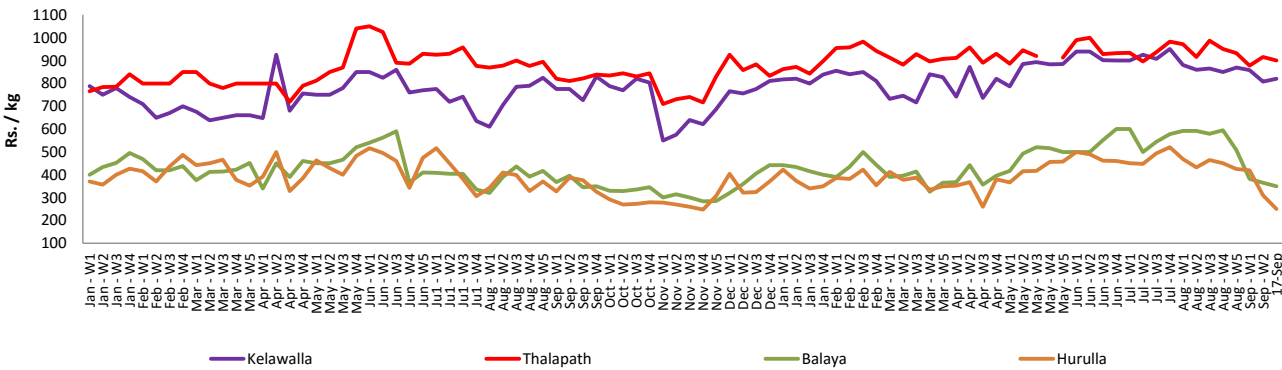
- Price increased by more than 5% compared to previous week average price.
- Price decreased by more than 5% compared to previous week average price.

### Retail Prices

#### Peliyagoda



#### Negombo



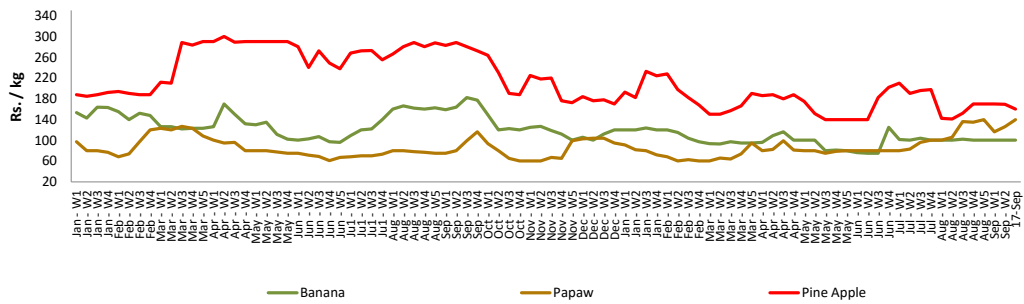
# Wholesale and Retail Prices of Selected Food Commodities - 2018/09/17

## Fruits

Item	Unit	Wholesale		Retail	
		Pettah			
		Previous Week	Today	Previous Week	Today
Banana (Sour)	Rs./Kg	59.00	60.00	100.00	100.00
Papaw	Rs./Kg	102.00	120.00	126.00	140.00
Pineapple	Rs./Kg	119.00	115.00	169.00	160.00

- Price increased by more than 5% compared to previous week average price.
- Price decreased by more than 5% compared to previous week average price.

**Retail - Pettah**



# Wholesale and Retail Prices of Selected Food Commodities - 2018/09/17

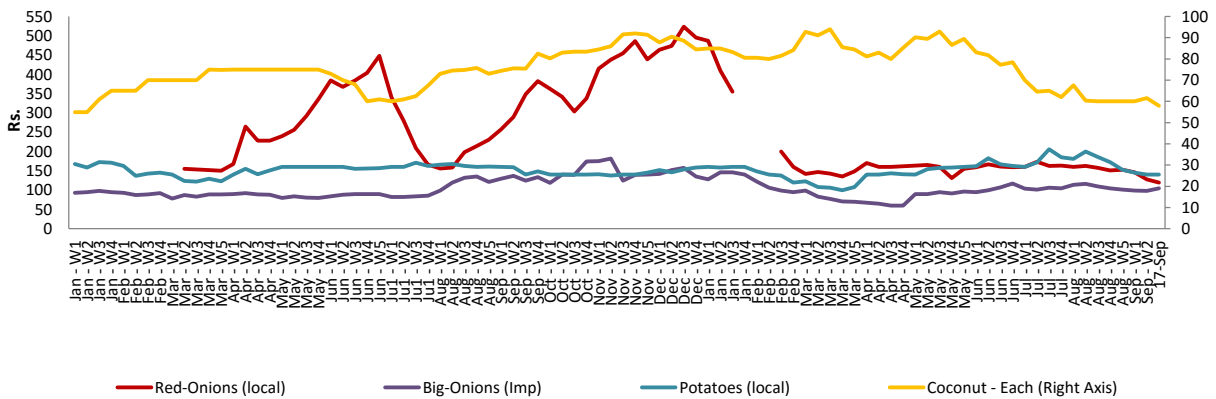
## Other

Item	Unit	Wholesale				Retail			
		Pettah		Dambulla		Pettah		Dambulla	
		Previous Week	Today	Previous Week	Today	Previous Week	Today	Previous Week	Today
Red-Onions (local)	Rs./Kg	99.00	100.00	86.00	78.00	128.00	120.00	96.00	88.00
Red-Onions (Imp)	Rs./Kg	n.a.	n.a.	n.a.	n.a.	n.a.	n.a.	n.a.	n.a.
Big-Onions (local)	Rs./Kg	76.00	71.00	73.00	78.00	100.00	100.00	85.00	88.00
Big-Onions (Imp)	Rs./Kg	75.00	83.00	74.00	92.00	98.00	105.00	85.00	103.00
Potatoes (local)	Rs./Kg	108.00	105.00	94.00	83.00	141.00	140.00	105.00	93.00
Potatoes (Imp)	Rs./Kg	72.00	70.00			96.00	95.00		
Dried Chillies (Imp)	Rs./Kg	249.00	250.00	241.00	243.00	282.00	300.00	252.00	253.00
Coconut	Rs./Nut	51.00	51.00	40.00	43.00	62.00	58.00	45.00	49.00
Coconut oil	Rs./Ltr	320.00	320.00			340.00	340.00		
Dhal	Rs./Kg	96.00	96.00			109.00	110.00		
Sugar	Rs./Kg	93.00	92.00			103.00	103.00		
Eggs	Rs./Each	15.00	15.20			16.00	16.20		
Katta	Rs./Kg	900.00	900.00			950.00	950.00		
Sprats	Rs./Kg	500.00	500.00			550.00	550.00		

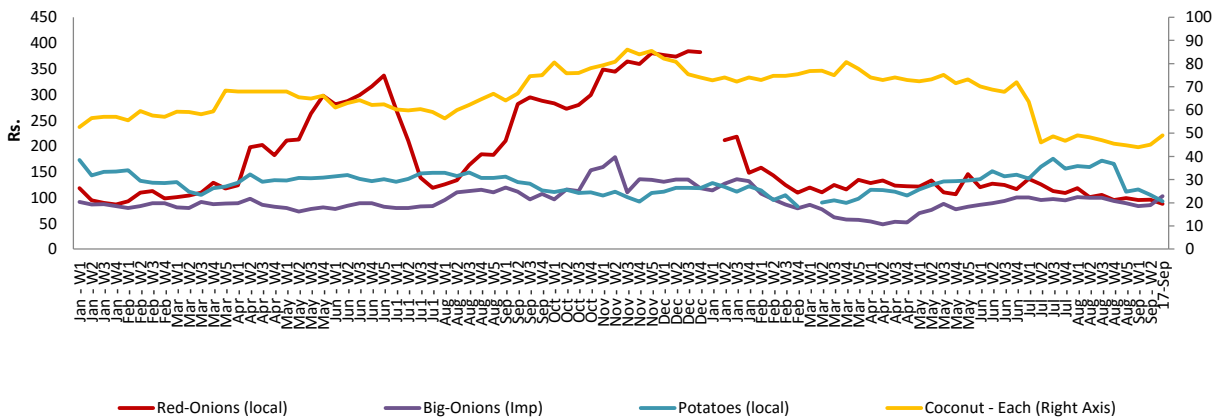
- Price increased by more than 5% compared to previous week average price.
- Price decreased by more than 5% compared to previous week average price.

### Retail Prices

#### Pettah



#### Dambulla



\* Prices of food commodities may vary due to quality and markets among other factors.